

# KANSAS CITY METROPOLITAN HEALTHCARE COUNCIL ST. LOUIS METROPOLITAN HOSPITAL COUNCIL

REGIONAL OFFICES OF THE KANSAS AND MISSOURI HOSPITAL ASSOCIATIONS

June 26, 2018

Board of Directors  
Missouri State Board of Nursing  
3605 Missouri Blvd.  
Jefferson City, MO 65109

Dear Members of the Board:

I am pleased to submit the 2017-2018 annual report of the Workforce Collaborative Pilot Project, conducted in the Kansas City and St. Louis metropolitan areas.

The report represents the work of the Healthcare Workforce Partners and is being submitted by the Kansas City Metropolitan Healthcare Council and the St. Louis Metropolitan Hospital Council — the entities that provide staff support to the collaborative initiatives. Healthcare Workforce Partners is a collaboration of area nursing schools, hospitals and other organizations interested in promoting health care careers. The report covers the summer semester 2017 through the spring semester 2018.

In the thirteenth full year of the Workforce Collaborative Pilot Project, we have continued making progress in meeting our three objectives:

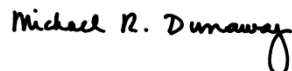
- expand the pool of master's prepared nurses involved in educating the next generation of nurses
- increase nursing school enrollments
- evaluate innovative educational models that could be sustained or replicated

The annual report summarizes the project background, objectives and outcomes, evaluations, and conclusions. From each of the measurable parameters, our collaborative initiative appears to have a very positive impact on producing significant numbers of new, qualified clinical faculty to meet the needs of nursing schools' expanded enrollments.

Included with this report are NCLEX pass rate data obtained from the state boards of nursing in Illinois, Kansas and Missouri. Assessment of prior year NCLEX scores indicates current student performance has not been affected due to the use of loaned faculty through the expansion initiative.

On behalf of all the stakeholders, we appreciate the approval of the State Board of Nursing to conduct this demonstration project. Should you have any questions, please do not hesitate to contact me toll free at 866/941-3801 or [mdunaway@mail.mhanet.com](mailto:mdunaway@mail.mhanet.com).

Sincerely,



Michael R. Dunaway  
Senior Vice President

mrd/bb

enclosure

# **WORKFORCE COLLABORATIVE PILOT PROJECT**

## **Expanding Clinical Faculty and Increasing Nursing School Enrollments**

### **Annual Report 2017-18**

#### **INTRODUCTION**

This annual report is submitted to the Missouri State Board of Nursing by the Missouri Hospital Association to provide outcomes and details regarding the Nurse Expansion Initiative in the metropolitan areas of Kansas City and St. Louis as well as the Southwest and Central Missouri regions. This 13<sup>th</sup> annual report provided to the board reviews the 2017-18 academic year.

The report summarizes data collected by participating nursing schools, hospitals and individuals who attended the Clinical Faculty Academy. Through this Workforce Collaborative Project, the number of available clinical faculty has increased, assisting in the expansion of nursing programs in these locales. A list of participating hospitals and schools of nursing for the Kansas City and St. Louis metropolitan areas is provided in Appendix A. For the purpose of this report, Southwest and Central Missouri data is not included in the Appendices.

#### **BACKGROUND**

The Nurse Expansion Initiative began in Kansas City in 2004 and was adopted by St. Louis the following year. It evolved from a series of communitywide meetings on the growing nursing shortage. Schools of nursing identified difficulty finding clinical faculty as the primary barrier to expanding enrollment. The Workforce Collaborative Pilot Project was subsequently launched with three key objectives.

- Expand the pool of master's-prepared nurses involved in educating the next generation of nurses.
- Increase nursing school enrollments.
- Evaluate innovative educational models that could be sustained or replicated.

At the program's inception, hospitals committed to provide staff nurses as clinical faculty and also contributed seed money for the project. Nursing schools designed a two-day Clinical Faculty Academy to help prepare nurses for their role as clinical instructors and implemented changes needed to increase enrollments.

In August 2004, the Educational Standards Committee of the Missouri State Board of Nursing approved a proposal submitted by Kansas City area nursing schools to expand the availability of clinical faculty. This approval granted participating Kansas City schools a regulatory exemption which allowed bachelor-prepared registered nurses to teach clinical education in a baccalaureate nursing program if they were making progress toward a master's degree in nursing and attended the two-day Clinical Faculty Academy. The board approved St. Louis' participation in the project in June 2005.

As a result of the success of the Kansas City and St. Louis academies, program sites opened in Springfield and Columbia.

Costs are underwritten by MHA or its subsidiary.

## CLINICAL FACULTY ACADEMY

Since August 2004, MHA staff and school of nursing steering committees work together to coordinate and provide presenters for two Clinical Faculty Academies per year in both metropolitan areas and once a year in Springfield and Columbia. The Academy provides new clinical instructors with knowledge, skills and resources to support them in their roles as educators. The Academy supplements the support provided by each nursing school for its instructors. Lists of Kansas City and St. Louis Academy attendees are included in Appendix B and Appendix C, respectively.

Participant evaluations of the Academy have been excellent. Copies of the program evaluation scores for the two Academies held in the past year are included in Appendix D (Kansas City) and Appendix E (St. Louis).

Attendance for the period of this report remained strong. The table below shows the number of participants from the last two academic years.

**Table 1: CFA attendance by area last two academic years**

	Kansas City	St. Louis	SWMO	Central
August 2016	66	53	17	38 (July)
January 2017	53	75		
August 2017	51	63	42	18 (June)
January 2018	53	70		

## NURSING SCHOOL ENROLLMENTS

Throughout the duration of this demonstration project, schools of nursing have increased the number of students enrolled in their programs. A list of each school's new enrollments, graduation numbers and projected enrollments is included in Appendix F (Kansas City) and Appendix G (St. Louis).

Schools have sustained increased enrollments. Schools in all regions are working diligently to meet the pilot program's goals.

**Table 2: Progress toward enrollment target goals by Metropolitan Area**

	Kansas City	St. Louis
<b>Objective (Target Goal)</b>	Increase enrollment by 200 additional nursing students enrolled each year	Increase enrollment by 335 additional nursing students enrolled each year
<b>Status (Progress Toward Target)</b>	561 additional new students were enrolled in 2017-18 for a total of 1,570 new students in 2017-2018.	704 additional new students* were enrolled in 2017-18 for a total of 1,923 new students in 2017-2018.

Source: Inquiry of Kansas City and St. Louis Metropolitan Schools of Nursing

\* Kaskaskia College no longer provides enrollment and graduation data. When this school is removed from the baseline year calculation, the number of additional students enrolled is 784.

**PARTICIPANT DATA**

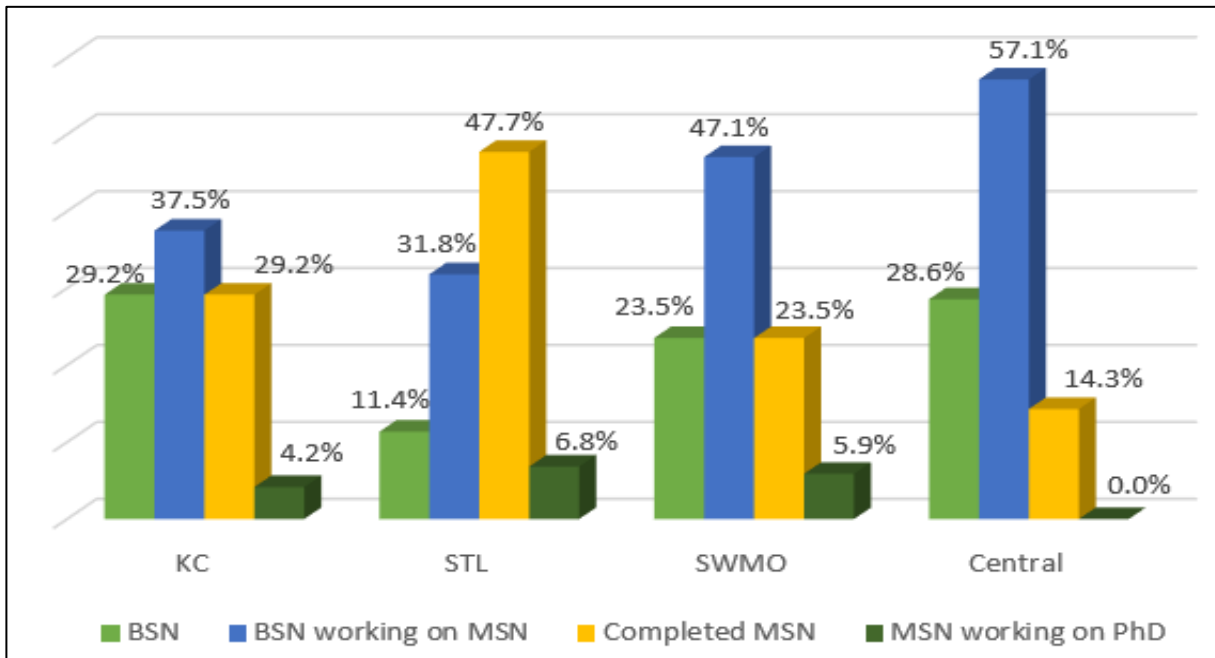
Surveying Academy participants directly has increased the amount of data available to better understand the demonstration project’s progress.

Of the possible 297 respondents that attended the Academy in January 2017, August 2018 and July 2018, 97 completed the online survey (about 33 percent). In Kansas City, 24 of 104 attendees completed the survey (23 percent); St. Louis, 45 of 133 (34 percent); Southwest Missouri, 19 of 42 (45 percent); and Central Missouri, nine of 18 (50 percent).

Attendees were asked to indicate their current level of education and expected graduation date if working toward a master’s degree in nursing.

Table 3 indicates that a majority of Academy participants are working toward a master’s degree in nursing, with 36 expected to graduate by the end of 2018.

**Table 3: Educational attainment of CFA attendees**

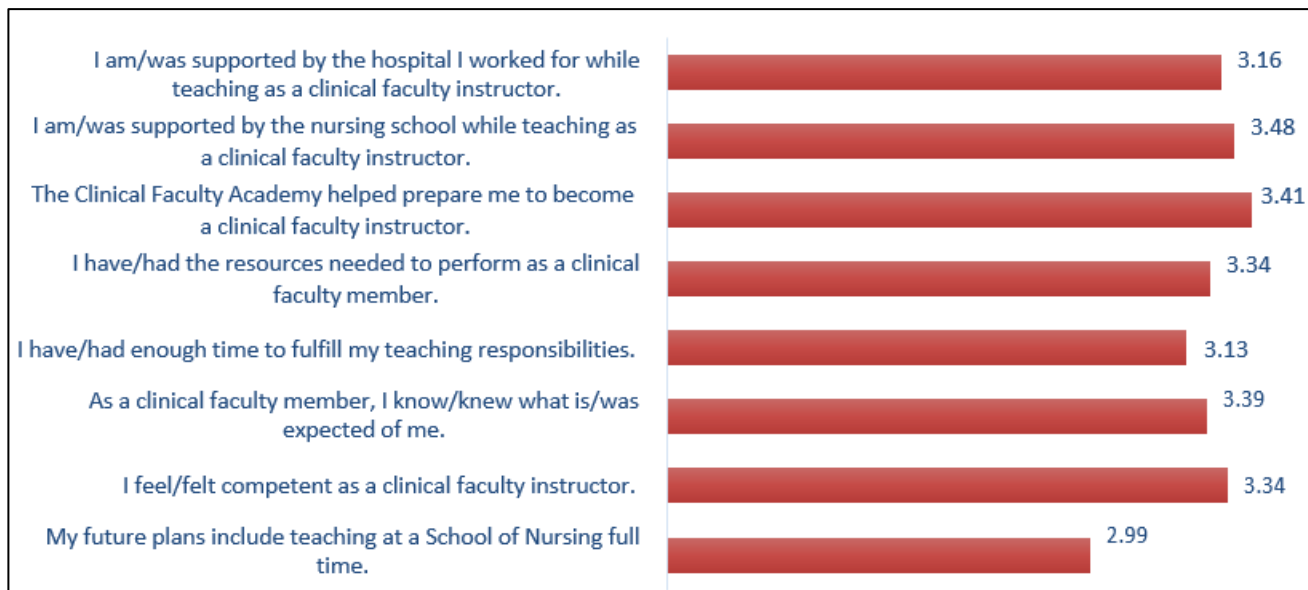


Source: MHA Clinical Faculty Academy Survey

Participants were asked a number of questions related to their future plans and satisfaction with the Academy and teaching. Questions were answered on a Likert scale (strongly agree, agree, neutral, disagree and strongly disagree) and were converted to numerals.

Likert Response	Corresponding Numeral
Strongly Agree	4
Agree	3
Neutral	2
Disagree	1
Strongly Disagree	0

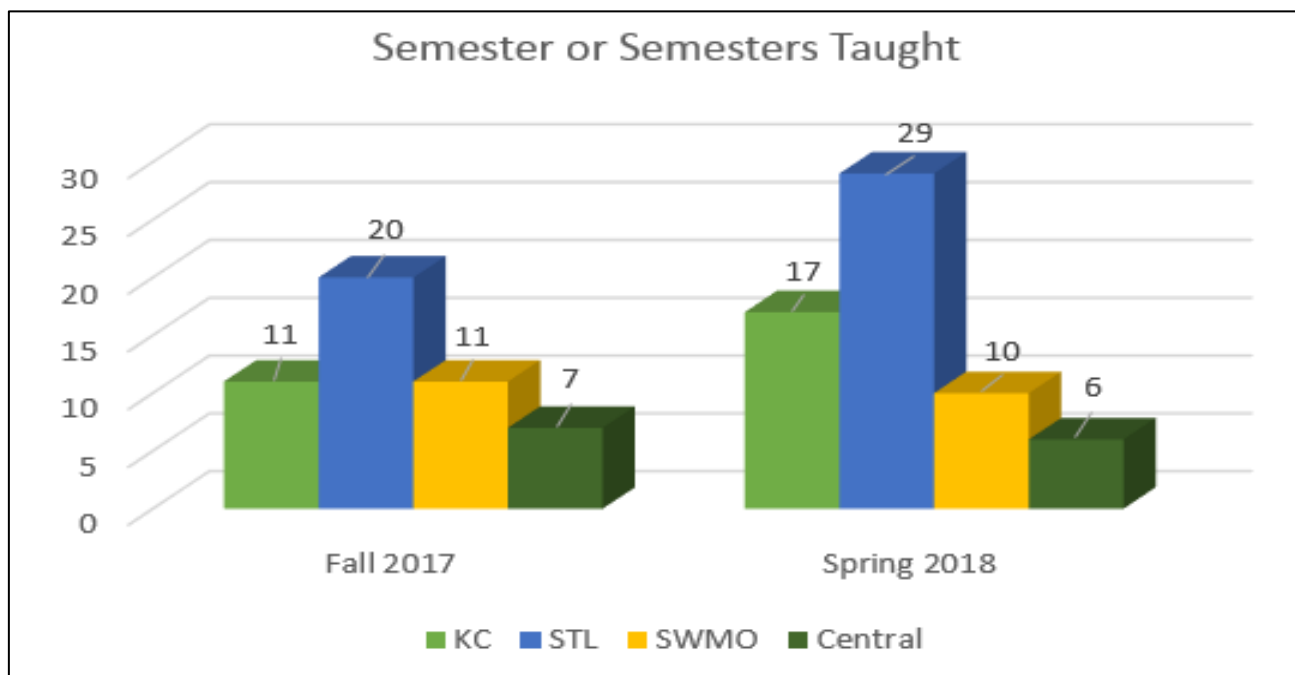
**Table 4: Mean score for selected MHA Clinical Faculty Academy survey questions**



**CLINICAL ROTATION DETAILS**

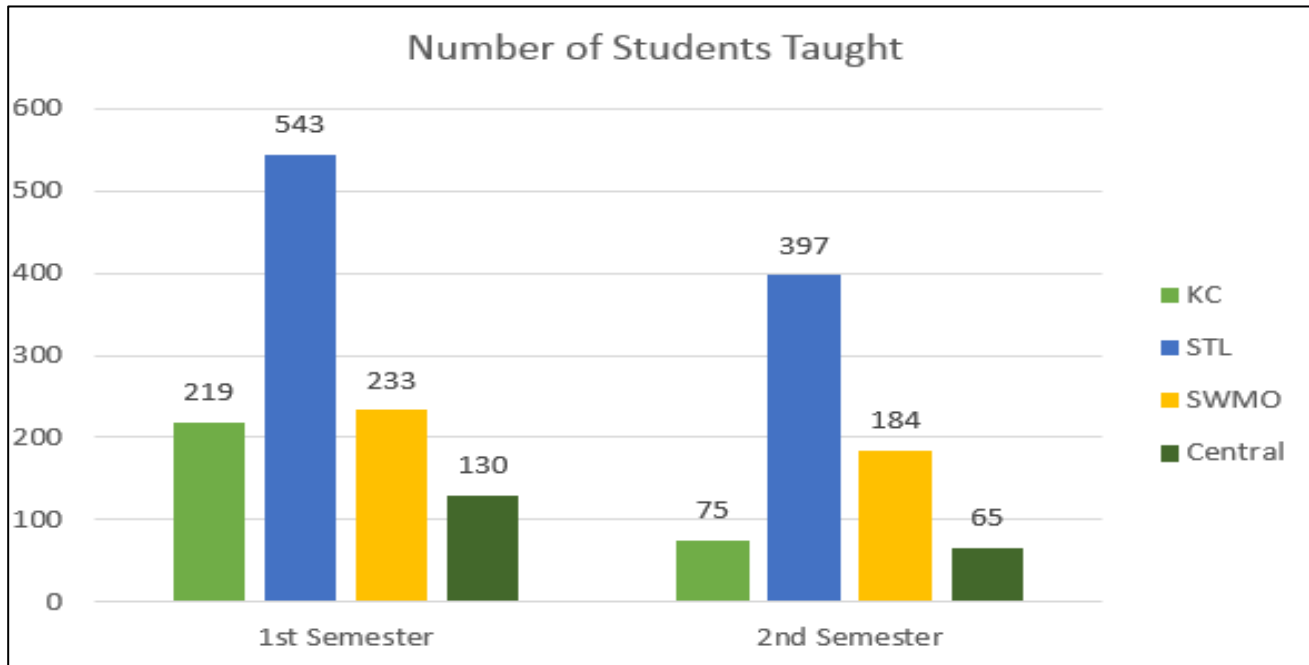
The survey also gathered the number of clinical rotations and students taught by Academy participants in each region.

**Table 5: Number of rotations by region and academic year**



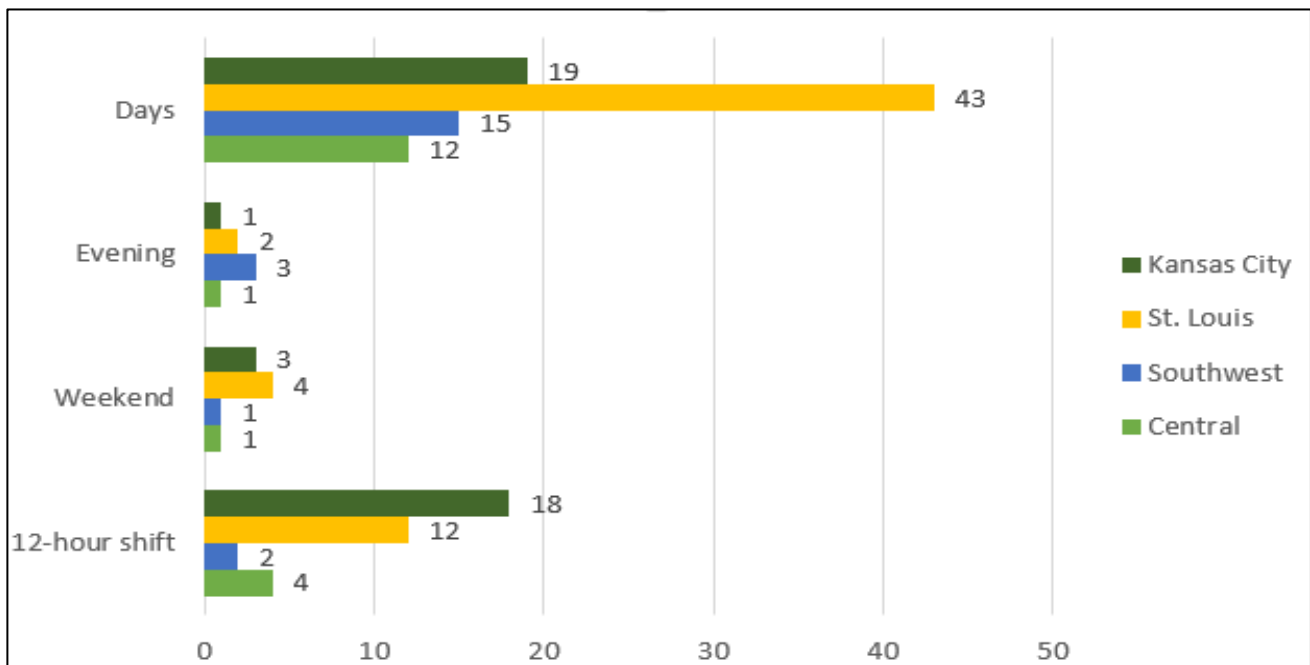
Source: MHA Clinical Faculty Academy Survey

**Table 6: Number of students taught by reporting Clinical Faculty Academy attendees**



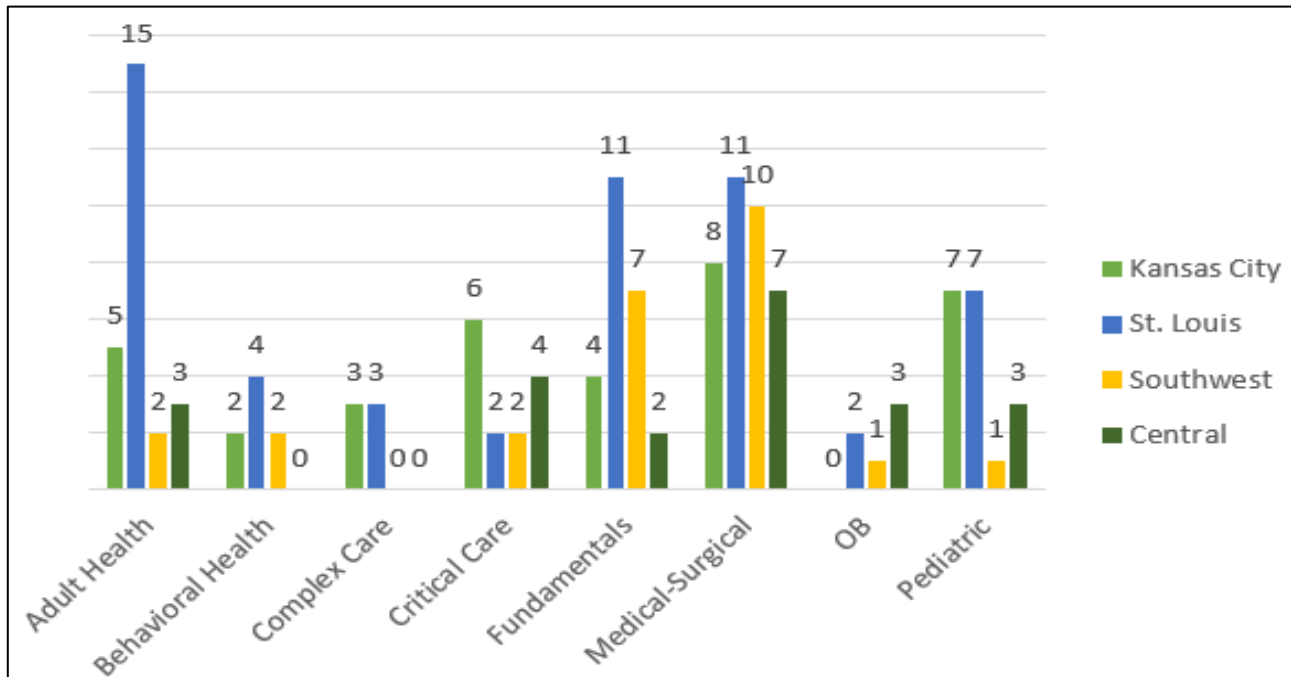
Source: MHA Clinical Faculty Academy Survey

**Table 7: Number of clinical rotations taught by shift and area as reported by Clinical Faculty Academy attendees**



Source: MHA Clinical Faculty Academy Survey

**Table 8: Type and number of clinical rotations taught reported by Clinical Faculty Academy attendees**



Source: MHA Clinical Faculty Academy Survey

In addition to compiling more detail about adjunct clinical faculty rotations, participants also provided estimates of the number of hours per week spent on related faculty activities.

**Table 9: Average number of hours per week spent on preparation, grading and communication, as reported by Clinical Faculty Academy attendees**

	Preparation	Grading	Communication
<b>Kansas City</b>	4.3	3.2	1.3
<b>St. Louis</b>	3.4	4.0	1.9
<b>Southwest</b>	6.0	4.8	2.1
<b>Central</b>	8.6	7.8	7.1
<b>Average</b>	4.8	4.9	3.1

Source: MHA Clinical Faculty Academy Survey

## NCLEX SCORES

NCLEX scores indicate that student performance has not been affected because of the use of loaned faculty through the expansion initiative. Appendices H and I show the NCLEX pass rates for participating schools in Kansas City and St. Louis for at least two years prior to the start of the initiative and the years following the start of the initiative.

## **FINANCIAL RELATIONSHIPS**

Asked which entity (hospital or school) compensates the respondent for adjunct clinical faculty work, 70 individuals responded. Sixty-four indicated they were compensated directly by the school of nursing.

We speculate that both the schools and hospital-employed adjunct clinical faculty prefer this reimbursement model. For schools, it offers greater control and integration with their full-time faculty; and the hospital-employed nurses are able to pick up additional paid hours as clinical instructors.

## **ANNUAL REPORT DISSEMINATION**

The information in this annual report is shared with hospital and nursing school communities each year. In Kansas City, the information in the 2016-17 annual report was shared at the June 9, 2017, joint meeting of the Collegiate Nurse Educators of Greater Kansas City (CNE) and the Kansas City Area Nurse Executives (KCANE). In St. Louis, a joint meeting of hospitals and nursing schools was held Oct. 27, 2017 to review the data compiled throughout the initiative.

## **CONCLUSION**

The Nurse Expansion Initiative continues to play an important role as Missouri hospitals have increased the number of new graduate nurses they are hiring this year. The initiative has evolved over time and has contributed to better working relationships between hospitals and schools of nursing. Enrollment has increased over the term of the initiative, which has been successful in expanding opportunities for nurses who would not have ordinarily been qualified to teach clinical education in a baccalaureate-nursing program.



# Kansas City and St. Louis Nursing Schools and Hospitals

## Appendix A

### Kansas City

### St. Louis

#### Nursing Schools

Avila University  
 Graceland University  
 Johnson County Community College  
 Kansas City Kansas Community College  
 Metropolitan Community College - Penn Valley  
 MidAmerica Nazarene University  
 Missouri Western State University  
 National American University  
 Park University  
 Research College of Nursing  
 Saint Luke's College of Health Sciences  
 University of Central Missouri  
 University of Kansas School of Nursing  
 University of Missouri-Kansas City School of Nursing  
 University of Saint Mary  
 William Jewell College

#### Hospitals

Belton Regional Medical Center  
 Centerpoint Medical Center  
 Children's Mercy Kansas City  
 Lee's Summit Medical Center  
 Liberty Hospital  
 Menorah Medical Center  
 North Kansas City Hospital  
 Olathe Medical Center  
 Overland Park Regional Medical Center  
 Providence Medical Center  
 Research Medical Center  
 Saint Luke's East - Lee's Summit  
 Saint Luke's Hospital of Kansas City  
 Saint Luke's North Hospital  
 Saint Luke's South Hospital  
 Shawnee Mission Medical Center  
 St. Joseph Medical Center  
 St. Mary's Medical Center  
 Truman Medical Center, Hospital Hill  
 Truman Medical Center, Lakewood  
 University of Kansas Hospital

#### Nursing Schools

Chamberlain College of Nursing  
 East Central College - Union  
 Goldfarb School of Nursing at Barnes Jewish College  
 Jefferson College - Hillsboro  
 Kaskaskia College - Centralia, IL  
 Lewis and Clark Community College - Godfrey, IL  
 Lutheran School of Nursing  
 Maryville University School of Nursing  
 Saint Louis University School of Nursing  
 Southwestern Illinois College - Belleville, IL  
 University of Missouri-St. Louis College of Nursing

#### Hospitals

Alton Memorial Hospital  
 Anderson Hospital  
 Barnes-Jewish Hospital  
 Barnes-Jewish St. Peters Hospital  
 Barnes-Jewish West County Hospital  
 CenterPointe Hospital  
 Christian Hospital  
 Kindred Hospital St. Louis  
 Mercy Hospital Jefferson  
 Mercy Hospital St. Louis  
 Mercy Hospital Washington  
 Missouri Baptist Medical Center  
 Progress West Hospital  
 Ranken Jordan Pediatric Bridge Hospital  
 SSM Health Saint Louis University Hospital  
 Shriner's Hospitals for Children  
 SSM Health Cardinal Glennon Children's Hospital  
 SSM Health DePaul Hospital – St. Louis  
 SSM Health St. Clare Hospital – Fenton  
 SSM Health St. Joseph Hospital – Wentzville  
 SSM Health St. Joseph Hospital – St. Charles  
 SSM Health St. Mary's Hospital – St. Louis  
 St. Alexius Hospital  
 St. Anthony's / Mercy  
 HSHS St. Elizabeth Hospital  
 St. Louis Children's Hospital  
 St. Luke's Des Peres Hospital

**Clinical Faculty Academy  
List of Participants 2017-18  
Kansas City**

**Appendix B**

<b>Date Attended Academy</b>	<b>First Name</b>	<b>Last Name</b>	<b>Affiliated Hospital and / or Nursing School*</b>
Aug-17	Dustin	Baker	University of Kansas Hospital / Johnson County Community College
Aug-17	Ashley	Bates	Saint Luke's South Hospital / Saint Luke's College
Aug-17	Sara	Behnke	Saint Luke's Hospital of Kansas City / Saint Luke's College
Aug-17	Mary	Benson	Other
Aug-17	Pamelia	Bertrand	Other
Aug-17	Joel	Bockelman	Saint Luke's Hospital of Kansas City / Saint Luke's College
Aug-17	Ashley	Brewer	Liberty Hospital / Missouri Western State University
Aug-17	Jamie	Brinnen	Saint Luke's Hospital of Kansas City / Missouri Western State University
Aug-17	Myra	Caston	Kansas City VA Medical Center / University of Saint Mary
Aug-17	Gena	Cave	Kansas City VA Medical Center / Metropolitan Community College - Penn Valley
Aug-17	Kathleen	Cooper	Mosaic / Missouri Western State University
Aug-17	Kassie	Davis	Providence Medical Center / Highland Community College
Aug-17	Jamie	DeLong	Shawnee Mission Medical Center / MidAmerica Nazarene University
Aug-17	Amanda	Durham	Liberty Hospital / Missouri Western State University
Aug-17	Sarah	Easdon	Miami County Medical Center / MidAmerica Nazarene University
Aug-17	Antoinette	Edwards	Saint Luke's Hospital of Kansas City / Graceland University
Aug-17	Gilberto	Filsinger	Saint Luke's Hospital of Kansas City / Saint Luke's College
Aug-17	Kelly	Fox	Saint Luke's Hospital of Kansas City / Saint Luke's College
Aug-17	Ann	Garton	Other
Aug-17	Melody	Goebel	Children's Mercy Hospitals and Clinics / Avila University
Aug-17	Marcela	Gonzalez Oropeza	Children's Mercy Hospitals and Clinics / MidAmerica Nazarene University
Aug-17	John	Grassman	Saint Luke's Hospital of Kansas City
Aug-17	Joseph	Harvey	Other
Aug-17	Jessica	Hasty	Liberty Hospital / William Jewell College
Aug-17	Sara	Hawk	Saint Luke's Hospital of Kansas City / Saint Luke's College
Aug-17	Jessica	Hillen	Saint Luke's South Hospital
Aug-17	Jessica	Hirbe	Saint Luke's Hospital of Kansas City / Saint Luke's College
Aug-17	Amanda	Hopkins	Children's Mercy Hospitals and Clinics / Graceland University
Aug-17	Maria Alice	Howard	Saint Luke's Cushing Hospital / University of Saint Mary
Aug-17	Kim	Huff-Caplan	Shawnee Mission Medical Center / Johnson County Community College
Aug-17	Carrie	Jenkins	Children's Mercy Hospitals and Clinics
Aug-17	Lauren	Klemmer	University of Kansas
Aug-17	Ashton	Knorr	Mosaic / Missouri Western State University
Aug-17	Suzanne	Mwirigi - Gunn	University of Kansas Hospital / Graceland University
Aug-17	Michelle	Neland	Liberty Hospital / Missouri Western State University
Aug-17	Matthias	Ngewa	National American University - Zona Rosa
Aug-17	Tanya	Olding	Saint Luke's Hospital of Kansas City / Saint Luke's College
Aug-17	Ginene	Pound	Saint Luke's Hospital of Kansas City / Saint Luke's College
Aug-17	Linda	Richards	Other
Aug-17	Christine	Rico	Saint Luke's Hospital of Kansas City
Aug-17	Mary	Roach	Mosaic / Missouri Western State University
Aug-17	Nicole	Robinson	Saint Luke's Hospital of Kansas City / Saint Luke's College
Aug-17	Caroline	Stanchik	Saint Luke's Hospital of Kansas City / Saint Luke's College
Aug-17	Dianne	Stroble	Other
Aug-17	Marie Anne	Tieleman	MidAmerica Nazarene University
Aug-17	Melanie	Trost	Children's Mercy Hospitals and Clinics / Saint Luke's College
Aug-17	Jo	Valluri	Johnson County Community College
Aug-17	Rachel	Wehmeier	Saint Luke's Hospital of Kansas City / Saint Luke's College
Aug-17	Jessica	Wheeler	Saint Luke's North Hospital - Barry Road

**Clinical Faculty Academy  
List of Participants 2017-18  
Kansas City**

**Appendix B**

<b>Date Attended Academy</b>	<b>First Name</b>	<b>Last Name</b>	<b>Affiliated Hospital and / or Nursing School*</b>
Aug-17	Patricia	Williams	Military Nurse Corp
Aug-17	Jennifer	Wessol <sup>1</sup>	Saint Luke's Hospital of Kansas City / Saint Luke's College
Jan-18	Dixie	Alvarado	Kansas City VA Medical Center
Jan-18	Jessica	Bindi	Saint Luke's Hospital of Kansas City
Jan-18	P. Karen J	Blundon	University of Saint Mary
Jan-18	Erin	Boston	Saint Luke's Hospital of Kansas City / Avila University
Jan-18	Carson	Burns	Research Medical Center / Research College of Nursing
Jan-18	Aryial	Cloughley-Gaughan	Saint Luke's North Hospital / Saint Luke's College
Jan-18	Gretchen	Cowherd	Saint Luke's Hospital of Kansas City / University of Central Missouri
Jan-18	Haley	Dacunha	Saint Luke's North Hospital / Saint Luke's College
Jan-18	Lauren	Dudgeon	Saint Luke's East Hospital
Jan-18	Laura	Edwards	Saint Luke's Hospital of Kansas City
Jan-18	Mitchell	Erwin	Saint Luke's Hospital of Kansas City / Saint Luke's College
Jan-18	Aryn	Fidler	Mosaic / Missouri Western State University
Jan-18	Michelle	Gay	Research Medical Center / Research College of Nursing
Jan-18	Melissa	Greer	Children's Mercy Hospitals and Clinics
Jan-18	James	Hallagin	Saint Luke's Hospital of Kansas City / Saint Luke's College
Jan-18	Melissa	Harber	Children's Mercy Hospitals and Clinics
Jan-18	Kadie	Hays	Saint Luke's Hospital of Kansas City / Saint Luke's College
Jan-18	Sarah	Heenan	Overland Park Regional Medical Center / Reseach College of Nursing
Jan-18	Dana	Holaday	Kansas City VA Medical Center
Jan-18	Cynthia	Hoover	Kansas City VA Medical Center / William Jewell College
Jan-18	Hayley	Hullman	Saint Luke's Hospital of Kansas City / Saint Luke's College
Jan-18	Katherine	Humphrey	Shawnee Mission Medical Center / University of Saint Mary
Jan-18	Shawna	Jackson	Graceland University
Jan-18	Amy	Johnson	University of Central Missouri
Jan-18	Kendra	Jones	Saint Luke's Hospital of Kansas City / Saint Luke's College
Jan-18	Bergundy	Konnen	St. Mary's Medical Center / Metropolitan Community College - Penn Valley
Jan-18	David	Lagares	Kansas City VA Medical Center / William Jewell College
Jan-18	Amber	Lickliger	Kansas City VA Medical Center
Jan-18	Alena	Lindsey	Atchison Hospital / Benedictine College
Jan-18	Joanna	Luebbert	Research College of Nursing
Jan-18	Laura	Massey	Children's Mercy Hospitals and Clinics / Missouri Western State University
Jan-18	Sarah	Mead	Children's Mercy Hospitals and Clinics / Metropolitan Com College - Penn Valley
Jan-18	Bethany	Meirick	Saint Luke's South Hospital
Jan-18	Krisitn	Meyer	Saint Luke's Hospital of Kansas City / Saint Luke's College
Jan-18	David	Milan	Saint Luke's Hospital of Kansas City / Saint Luke's College
Jan-18	Molly	Milford	Kansas City VA Medical Center / William Jewell College
Jan-18	Kristina	Nelson	Saint Luke's East Hospital / Saint Luke's College
Jan-18	Marian	Phelps	Saint Luke's Hospital of Kansas City / Saint Luke's College
Jan-18	Kathryn	Plymell	Overland Park Regional Medical Center / Reseach College of Nursing
Jan-18	Megan	Randle	Overland Park Regional Medical Center / Kansas City Kansas Community College
Jan-18	Sharon	Reade	Saint Luke's East Hospital
Jan-18	Jackie	Rosa	Saint Luke's South Hospital / Saint Luke's College
Jan-18	Chelsey	Rowden	Saint Luke's East Hospital
Jan-18	April	Schweizer	Missouri Western State University
Jan-18	Tracey	Smith	Kansas City VA Medical Center / William Jewell College
Jan-18	Stacy	Smith	Children's Mercy Hospitals and Clinics
Jan-18	Jazmine	Spencer	Research Medical Center / Research College of Nursing

**Clinical Faculty Academy  
List of Participants 2017-18  
Kansas City**

**Appendix B**

<b>Date Attended Academy</b>	<b>First Name</b>	<b>Last Name</b>	<b>Affiliated Hospital and / or Nursing School*</b>
Jan-18	Bridget	Steichen	Saint Luke's Hospital of Kansas City / Saint Luke's College
Jan-18	Ashley	Stuedle	William Jewell College
Jan-18	Natalie	Talley	Saint Luke's Hospital of Kansas City / Saint Luke's College
Jan-18	Roberta	Taylor	Kansas City VA Medical Center / William Jewell College
Jan-18	Jason	Thomas	Saint Luke's Hospital of Kansas City / Saint Luke's College
Jan-18	Anne	Wallace	North Kansas City Hospital
	<sup>1</sup> attended only day 1		*reported by participant

**Clinical Faculty Academy  
List of Participants 2017-18  
St. Louis**

**Appendix C**

<b>Date Attended Academy</b>	<b>First Name</b>	<b>Last Name</b>	<b>Affiliated Hospital and/or Nursing School*</b>
Aug-17	Kamal	Akhtar	Goldfarb School of Nursing at Barnes-Jewish College
Aug-17	Susan	Biebel	Lutheran School of Nursing
Aug-17	Rita	Bodem	Kaskaskia College
Aug-17	Michelle	Brown	St. Louis Children's Hospital
Aug-17	Jaime	Campbell	Mercy Hospital St. Louis / University of Missouri - St. Louis
Aug-17	Anita	Cohen	East Central College
Aug-17	Antoinette	Crawford	Saint Louis Univesity School of Nursing
Aug-17	Charissa	Deckelmann	St. Louis Children's Hospital
Aug-17	Jaime	Dodson	Central Methodist University
Aug-17	Angela	Ellis	Southern Illinois University Edwardsville-Regional Nursing Program
Aug-17	Yasmine	Fehr	Saint Louis University
Aug-17	Danielle	Fendler	Southern Illinois University Edwardsville
Aug-17	Heidi	Fields	St. Louis Children's Hospital
Aug-17	Alexander	Fox	St. Louis Psychiatric Rehabilitation Center
Aug-17	Ashley	Goebel	St. Louis Children's Hospital
Aug-17	Leah	Hammel	Southern Illinois University Edwardsville-Regional Nursing Program
Aug-17	Sarah	Hanna	Lutheran School of Nursing
Aug-17	Elise	Harmon <sup>1</sup>	Southern Illinois University Edwardsville-Regional Nursing Program
Aug-17	Linda	Hayes	St. Louis Children's Hospital / Maryville University
Aug-17	Amanda	Howell	East Central College
Aug-17	Natalie	Ibendahl	Kaskaskia College
Aug-17	LaVerrie	Ingram	Cigna
Aug-17	James	Kelly	SSM Health St. Mary's Hospital
Aug-17	Amy	Kief	SSM Health Cardinal Glennon Childrens Hospital / Maryville University
Aug-17	Jolene	Kohnen	Kaskaskia College
Aug-17	Megan	Krupp	SSM Health St. Mary's Hospital
Aug-17	Emily	Kurrelmeyer	University of Missouri-St. Louis College of Nursing
Aug-17	Paula	Linden	Lutheran School of Nursing
Aug-17	Nichole	Macon	Kaskaskia College
Aug-17	Mary	Matthews	Goldfarb School of Nursing at Barnes-Jewish College
Aug-17	Jennifer	May	Western Governors University
Aug-17	Eileen	Mayberry	Mercy Hospital St. Louis / Jefferson College
Aug-17	Ashley	Mayernik	University of Missouri - St. Louis
Aug-17	Rebecca	McElhose	Kaskaskia College
Aug-17	Molly	McMillin	St. Louis Children's Hospital
Aug-17	Mary	Miller	St. Luke's Hospital
Aug-17	Karen	Muench	Kaskaskia College
Aug-17	Tessa	Opfer	Kaskaskia College
Aug-17	Alexis	Palumbo	Barnes Jewish Hospital / Saint Louis University School of Nursing
Aug-17	Kayce	Pierce	SSM Health St. Joseph Hospital - Lake Saint Louis
Aug-17	Kimberly	Porter	Lutheran School of Nursing
Aug-17	Candace	Richie <sup>1</sup>	Chamberlain College of Nursing
Aug-17	Crystal	Riesenberger	Mercy Hospital St. Louis / St. Louis Community College
Aug-17	Lisa	Ring	Kaskaskia College
Aug-17	Chris	Roberts	Barnes Jewish Hospital / Lutheran School of Nursing
Aug-17	Kimberly	Roberts	Southern Illinois University Edwardsville
Aug-17	Mary	Ruiz-Nuve <sup>1</sup>	St. Louis College of Health Careers
Aug-17	Sarah	Sanders	Southern Illinois University Edwardsville-Regional Nursing Program
Aug-17	Katie	Schmidt	Maryville University

**Clinical Faculty Academy  
List of Participants 2017-18  
St. Louis**

**Appendix C**

<b>Date Attended Academy</b>	<b>First Name</b>	<b>Last Name</b>	<b>Affiliated Hospital and/or Nursing School*</b>
Aug-17	Jamie	Schneider	Jefferson College
Aug-17	Sydney	Schneider	St. Louis Children's Hospital
Aug-17	Jennifer	Seigel	Washington University
Aug-17	Sharon	Shanafelt	Kaskaskia College
Aug-17	Heather	Sloan	Goldfarb School of Nursing at Barnes-Jewish College
Aug-17	Lucinda	Spencer	Kaskaskia College
Aug-17	Rebecca	Stang	University of Missouri - St. Louis
Aug-17	Kimberly	Storm	Kaskaskia College
Aug-17	KC	Strieker	Kaskaskia College
Aug-17	Ashley	Thomas	Sinclair School of Nursing
Aug-17	Danielle	Totterer	SSM Health Cardinal Glennon Children's Hospital
Aug-17	Carmen	Triguero	Goldfarb School of Nursing at Barnes-Jewish College
Aug-17	Cindy	West	Goldfarb School of Nursing at Barnes-Jewish College
Aug-17	Shanell	White	Christian Hospital North East
Aug-17	Lindsay	Williams	University of Missouri - St. Louis College of Nursing
Jan-18	Tracy	Allard	Barnes Jewish Hospital
Jan-18	Kerry	Basarich	Southern Illinois University Edwardsville
Jan-18	Caitlin	Bishop	Lutheran School of Nursing
Jan-18	Michael	Bovier	St. Louis College of Health Careers
Jan-18	Thelma	Boyd	St. Charles Community College
Jan-18	Karissa	Bryant	Boone Hospital / Central Methodist University
Jan-18	Kimberly	Burks	Cox College
Jan-18	Kristi	Burks	Cox College
Jan-18	Michelle	Burland	CoxHealth / Cox College of Nursing
Jan-18	Kimberly	Cawthon	Barnes Jewish Hospital / Webster University
Jan-18	Jennifer	Charles-Ajao	Memorial Hospital East
Jan-18	Julie	Chirban	East Central College
Jan-18	Jennifer	Clark	Webster University
Jan-18	Stephanie	Conway	Mercy Hospital St. Louis
Jan-18	Sharon	Corwin	Missouri Baptist Medical Center
Jan-18	Alyson	Curtis	Mercy Hospital St. Louis
Jan-18	Tierra	Dean	SSM Health St. Mary's Hospital - St. Louis
Jan-18	Sara	Dillard	Mercy Hospital St. Louis
Jan-18	Molly	Dischert	St. Louis Children's Hospital
Jan-18	Amanda	Ernst	McKendree University
Jan-18	Katie	Funkhouser Leger	St. Louis University School of Nursing
Jan-18	Jill	Harrison	East Central College
Jan-18	Tiara	Hendricks	Lutheran School of Nursing
Jan-18	Kaylee	Hilmes	Kaskaskia College
Jan-18	Lisa	Hinton	VA St. Louis Health Care System
Jan-18	Ashley	Hogrebe	SSM Health DePaul Hospital
Jan-18	Meghan	Hudock	Barnes Jewish Hospital
Jan-18	Latina	Hudson	Barnes-Jewish Hospital
Jan-18	Melanie	Hutton	Cooper County Public Health Center
Jan-18	Grace	Johnson	University of Missouri Women's & Children's Hospital / Sinclair School of Nursing
Jan-18	Sheila	Jones	St. Louis College of Health Careers
Jan-18	Michael	Kaufmann	Lutheran School of Nursing
Jan-18	Haley	Koepf	Saint Louis University School of Nursing

**Clinical Faculty Academy  
List of Participants 2017-18  
St. Louis**

**Appendix C**

<b>Date Attended Academy</b>	<b>First Name</b>	<b>Last Name</b>	<b>Affiliated Hospital and/or Nursing School*</b>
Jan-18	Shelly	Kuhns	Kaskaskia College
Jan-18	Rick	Lang	St. Louis College of Health Careers
Jan-18	Megan	Lewis	SSM Health Cardinal Glennon Children's Hospital
Jan-18	Kevin	Mahoney	St. Louis College of Health Careers
Jan-18	Lori	Mann	Rusk Rehabilitation Center / University of Missouri Sinclair School of Nursing
Jan-18	Kristen	Marino	Mercy Hospital St. Louis
Jan-18	Shannon	Marquart	Mercy Hospital St. Louis
Jan-18	Carla	Maylee	Goldfarb School of Nursing at Barnes-Jewish College
Jan-18	Kellie	McCarthy	SSM Health Cardinal Glennon / Children's Hospital
Jan-18	Kelley	McDuffie	SSM Health St. Louis
Jan-18	Janene	Mickel	Ranken Jordan Pediatric Bridge Hospital
Jan-18	Lisa	Munch	St. Luke's Hospital
Jan-18	Sidney	Newsome	Barnes-Jewish Hospital
Jan-18	Agnes	Nichols	St. Louis College of Health Careers
Jan-18	Niyi	Olusoji	McKendree University
Jan-18	Taylor	Overstreet	University of Missouri - Columbia / Central Methodist University
Jan-18	Mikie	Rachman	Goldfarb School of Nursing at Barnes-Jewish College
Jan-18	Cherryl	Rainey	VA St. Louis Health Care System
Jan-18	Alexis	Reilly	SSM Health St. Mary's Hospital-St. Louis
Jan-18	Klarra	Roth	SSM Health DePaul Hospital / Webster University
Jan-18	Mary	Ruiz-Nuve <sup>1</sup>	St. Louis College of Health Careers
Jan-18	Kristine	Ruzicka	Saint Louis University School of Nursing
Jan-18	Jayme	Schmuelling	SSM Health DePaul Hospital
Jan-18	Jill	Schwendemann	St. Louis College of Health Careers
Jan-18	Courtney	Schult	Lutheran School of Nursing
Jan-18	Camille	Scott	University of Missouri-St. Louis College of Nursing
Jan-18	Kimberly	Siemons	Mercy St. Louis
Jan-18	Kristine	Stewart-Perkins	St. Charles Community College
Jan-18	Ashley	Sunshine-Baker	St. Louis Children's Hospital
Jan-18	Clarissa	Swope	Barnes Jewish Hospital
Jan-18	Simone	Thomas	VA St. Louis Health Care System
Jan-18	Eva	Tomaszewski	St. Louis College of Health Careers
Jan-18	Katherine	Varrone	St. Louis Children's Hospital
Jan-18	Elizabeth	Vick	SSM Health St. Mary's Hospital-St. Louis
Jan-18	Katie	Walker	Mercy Hospital-St. Louis
Jan-18	Caitlyn	Washington	Mercy Hospital St. Louis
Jan-18	Sarah	White	VA St. Louis Health Care System
Jan-18	Marian	Williams	Centene Corporation
Jan-18	Brittany	Yoakum	East Central College
Jan-18	Constance	Youngblood	Barnes-Jewish Hospital
Jan-18	Lihua	Yu	Goldfarb School of Nursing at Barnes-Jewish College
	<sup>1</sup> attended only day 1		*reported by participant

**Clinical Faculty Academy  
Evaluation Summary  
Kansas City**

**Appendix D**

**COURSE OBJECTIVES**

	<b>Aug 2017</b>		<b>Jan 2018</b>	
	Number of Responses	Mean Score (Scale 1-5)	Number of Responses	Mean Score (Scale 1-5)
A. Identify the content and processes necessary for curriculum development and program planning for nursing education	41	<b>4.39</b>	41	<b>4.46</b>
B. Discuss legal issues related to the education of students in a clinical setting.	41	<b>4.49</b>	41	<b>4.49</b>
C. Discuss the process of clinical evaluation for students at various levels in the curriculum.	41	<b>4.34</b>	41	<b>4.49</b>
D. Describe learning experiences that engage students in developing clinical expertise.	41	<b>4.37</b>	41	<b>4.54</b>
E. Explore the challenge of multiple roles as staff, adjunct clinical faculty, and other professional and/or life roles.	41	<b>4.39</b>	41	<b>4.49</b>
F. Describe approaches to clinical pre/post conferences.	41	<b>4.22</b>	41	<b>4.54</b>
G. Discuss issues in dealing with the difficult students in the clinical setting.	41	<b>4.27</b>	41	<b>4.54</b>
H. Gain awareness of best practices in facilitating clinical learning.	41	<b>4.29</b>	41	<b>4.46</b>
I. Content – application to my role as a clinical educator	41	<b>4.56</b>	41	<b>4.78</b>
J. Binders, materials, and handouts	41	<b>4.73</b>	41	<b>4.58</b>
K. Pre-registration materials and communication	41	<b>4.71</b>	41	<b>4.66</b>
L. Meeting space – seating, lighting, sound, comfort, and food	41	<b>4.49</b>	41	<b>4.61</b>
<b>M. OVERALL RATING FOR THE ACADEMY</b>	41	<b>4.61</b>	41	<b>4.61</b>



**Clinical Faculty Academy  
Evaluation Summary  
Kansas City**

<b>(Evaluation Summary continued - Kansas City)</b>	<b>Aug 2017</b>		<b>Jan 2018</b>	
	Number of Responses	Percentage	Number of Responses	Percentage
<b>1. Educational background</b>				
BSN, working toward MSN	32	62.8%	53	76.9%
MSN	15	29.4%	0	21.2%
Masters (not MSN)	0	0.0%	0	0.0%
Other	4	7.8%	0	1.9%
<b>2. Experience as a clinical educator</b>				
None	26	51.0%	44	55.8%
Less than one year	10	19.6%	6	23.1%
One or more years	15	29.4%	3	21.1%
<b>3. Age</b>				
20-29 years old	20	39.2%	22	41.5%
30-39 years old	9	17.6%	20	30.2%
40-49 years old	9	17.6%	8	11.3%
50+ years old	13	25.5%	3	17.0%
<b>4. Gender</b>				
Male	8	15.7%	5	9.4%
Female	43	84.3%	48	90.6%
<b>5. Ethnicity/Race</b>				
Asian	1	1.9%	0	3.8%
American Indian/Alaskan Native	0	0.0%	0	0.0%
Black/African American	6	11.8%	2	7.7%
Hispanic/Latino	3	5.9%	1	1.9%
Native Hawaiian or Other Pacific Islander	1	1.9%	0	0.0%
More than one race	3	5.9%	2	5.8%
White	37	72.5%	48	80.8%
<b>6. What percentage of material was new to you?</b>				
Over 50%	23	56.1%	21	43.9%
25-50%	6	14.6%	10	24.4%
10-25%	9	22.0%	10	24.4%
Less than 10%	3	7.3%	3	7.3%
<b>7. I would like to stay connected through (participants were asked to check all that)</b>				
Additional face-to-face training opportunities.	19	61.3%	18	51.4%
Online training opportunities.	22	71.0%	24	68.6%
Web site with such features as FAQs, helpful tips, etc.	20	64.5%	21	60.0%

**Clinical Faculty Academy  
Evaluation Summary  
St. Louis**

**Appendix E**

**COURSE OBJECTIVES**

- A. Integrate best practices of clinical teaching into the clinical adjunct role.
- B. Discuss legal issues related to the education of students in a clinical setting.
- C. Discuss the process of clinical evaluation for students at various levels in the curriculum.
- D. Describe learning experiences that engage students in developing clinical expertise.
- E. Explore the challenge of multiple roles as staff, adjunct clinical faculty, and other professional and/or life roles.
- F. Describe approaches to clinical pre/post conferences.
- G. Identify the context and processes necessary for curriculum development and program planning.
- H. Describe the variety of written assignments that may be required of students during clinical experience.
- I. Discuss issues in dealing with the difficult student in the clinical setting.
- J. Content – application to my role as a clinical educator
- K. Binders, materials, and handouts
- L. Pre-registration materials and communication
- M. Meeting space – seating, lighting, sound, comfort, and food
- N. **OVERALL RATING FOR THE ACADEMY**

<b>Aug 2017</b>		<b>Jan 2018</b>	
Number of Responses	Mean Score (Scale 1-5)	Number of Responses	Mean Score (Scale 1-5)
49	<b>4.94</b>	61	<b>4.80</b>
49	<b>4.92</b>	60	<b>4.82</b>
49	<b>4.92</b>	61	<b>4.90</b>
47	<b>4.87</b>	60	<b>4.82</b>
49	<b>4.88</b>	60	<b>4.85</b>
49	<b>4.90</b>	61	<b>4.89</b>
49	<b>4.90</b>	60	<b>4.79</b>
49	<b>4.88</b>	61	<b>4.95</b>
49	<b>4.73</b>	61	<b>4.87</b>
49	<b>4.94</b>	61	<b>4.89</b>
49	<b>4.98</b>	61	<b>4.90</b>
49	<b>4.98</b>	61	<b>4.46</b>
49	<b>4.90</b>	61	<b>4.89</b>
49	<b>4.96</b>	61	<b>4.80</b>

**Clinical Faculty Academy  
Evaluation Summary  
St. Louis**

(Evaluation Summary continued - St. Louis)

	Aug 2017		Jan 2018	
	Number of Responses	Percentage	Number of Responses	Percentage
<b>1. Educational background</b>				
MSN	23	48.9%	28	36.4%
BSN, working toward MSN	24	51.1%	46	59.7%
<b>2. Experience as a clinical educator</b>				
I have not yet worked as a clinical instructor.	27	47.4%	38	49.4%
Previously worked as a clinical educator	30	52.6%	39	48.5%
<b>3. Age</b>				
20-29 years old	11	22.5%	20	25.3%
30-39 years old	14	28.6%	18	22.8%
40-49 years old	14	28.6%	20	25.3%
50+ years old	10	20.4%	21	26.6%
<b>4. Gender</b>				
Male	2	4.1%	5	6.9%
Female	47	95.9%	67	93.1%
<b>5. Ethnicity/Race</b>				
Hispanic or Latino				
American Indian/Alaskan Native				
Asian	2	4.3%	4	5.1%
Black or African American	5	10.6%	12	15.2%
Native Hawaiian or Other Pacific Islander				
White	39	83.0%	61	77.2%
Other	1	2.1%	2	2.5%
<b>6. What percentage of material was new to you?</b>				
Over 50%			26	42.6%
25-50%			18	29.5%
10-25%			15	24.6%
Less than 10%			2	3.3%
<b>7. I would like to stay connected through (participants were asked to check all that apply):</b>				
Additional face-to-face training opportunities.			40	65.6%
Online training opportunities.			45	73.8%
Web site with such features as FAQs, helpful tips, etc.			39	63.9%

## Kansas City Nursing School Enrollments and Graduations

## Appendix F Enrollments

COLLEGE	NEW ENROLLMENTS																
	Number of Students Newly Admitted to the Nursing Program																
	Base Year 2003-04	2004-05	2005-06	2006-07	2007-08	2008-09	2009-10	2010-11	2011-12	2012-13	2013-14	2014-15	2015-16	2016-17	2017-18	Projected 2018-19	Projected 2019-20
Avila University BSN	26	36	36	43	50	56	56	56	56	56	63	68	65	61	54	54	54
Graceland University BSN	40	32	44	50	50	38	47	50	50	50	44	50	48	51	51	51	51
Johnson County Community College ADN	55	55	55	64	64	70	70	70	64	64	64	64	72	72	72	72	72
Johnson County Community College Refresher	NA	11	22	40	40	40	40	40	36	18	36	32	20	23	0	0	0
Kansas City Community College ADN	97	100	100	125	125	125	125	125	146	146	133	133	133	133	92	60	84
Metropolitan Community College Traditional ADN	164	158	160	147	137	151	141	143	164	145	158	144	146	143	143	158	158
Metropolitan Community College Evening/Weekend ADN	NA	NA	NA	28	0	0	21	0	22	7	21	28	7	21	7	42	42
MidAmerica Nazarene Univ. BSN	24	25	29	27	36	30	37	23	29	35	35	40	40	45	41	45	45
MidAmerica Nazarene Univ. Accelerated BSN	12	14	14	16	18	20	24	31	35	35	69	74	93	100	109	112	112
Missouri Western State Univ BSN	90	100	98	80	80	100	100	100	100	100	100	100	100	93	100	100	100
National American Univ. - Zona Rosa ADN <sup>1</sup>	NA	NA	44	47	48	48	48	48	48	48	48	48	48	18	0	0	0
National American Univ. - Overland Park BSN <sup>1</sup>	NA	NA	NA	NA	NA	34	42	50	38	30	39	32	33	28	48	48	48
Park University BSN <sup>2</sup>	40	40	39	40	40	40	65	65	65	65	65	51	40	24	42	65	85
Research College of Nursing Accelerated BSN	61	59	76	79	72	66	80	80	46	66	72	57	65	72	67	70	70
Research College of Nursing Traditional BSN	46	64	70	65	65	55	72	72	76	72	90	68	72	72	77	90	100
Saint Luke's College BSN	55	55	57	55	57	54	61	65	144	192	192	188	188	196	189	192	192
University of Central Missouri BSN	47	56	77	75	73	80	80	80	80	80	80	80	80	80	80	80	80
University of Kansas BSN	120	120	128	128	128	128	120	104	104	104	104	104	104	104	126	126	126
University of Missouri-KC BSN	80	80	80	80	80	80	80	76	76	76	76	76	76	76	70	70	70
University of Missouri-KC Accelerated BSN	NA	NA	NA	NA	NA	NA	NA	13	23	24	24	24	24	24	55	55	55
University of Saint Mary Traditional BSN	NA	NA	NA	42	37	37	39	45	42	43	40	48	48	48	32	36	50
University of Saint Mary Accelerated BSN	NA	NA	NA	NA	NA	NA	NA	NA	NA	11	14	24	24	21	15	25	24
William Jewell College Traditional BSN	40	42	57	42	40	39	35	40	35	37	30	57	65	49	54	60	60
William Jewell College Accelerated BSN	12	27	24	27	29	28	28	31	56	61	50	55	60	56	46	60	60
<b>Totals</b>	<b>1009</b>	<b>1074</b>	<b>1210</b>	<b>1300</b>	<b>1269</b>	<b>1319</b>	<b>1411</b>	<b>1407</b>	<b>1535</b>	<b>1565</b>	<b>1647</b>	<b>1645</b>	<b>1651</b>	<b>1610</b>	<b>1570</b>	<b>1671</b>	<b>1738</b>

<sup>1</sup> National American University - Overland Park replaced their PN and ADN program with a BSN program in fall of 2011. The Zona Rosa program merged with the Overland Park program in 2017-2018.

<sup>2</sup> Park University transitioned their ADN program to a BSN program in 2016.

## Kansas City Nursing School Enrollments and Graduations

## Appendix F Graduations

COLLEGE	GRADUATIONS												
	Number of Students												
	Base Year 2003-04	2006-07	2007-08	2008-09	2009-10	2010-11	2011-12	2012-13	2013-2014	2014-2015	2015-2016	2016-2017	2017-2018
Avila University BSN	22	34	37	44	48	48	52	46	52	51	40	44	41
Graceland University BSN	25	30	38	42	35	37	48	37	44	47	44	49	44
Johnson County Community College ADN	59	68	58	62	48	69	70	67	69	66	64	70	64
Johnson County Community College Refresher	NA	17	33	45	54	32	29	17	24	21	21	17	0
Kansas City Community College ADN	52	85	94	95	108	108	113	118	119	120	104	100	83
Metropolitan Community College Traditional ADN	104	133	118	99	116	168	121	145	121	127	132	137	136
Metropolitan Community College Evening/Weekend ADN	NA	30	0	26	0	0	30	0	26	0	24	28	52
MidAmerica Nazarene Univ. BSN	14	20	21	22	28	23	29	31	33	32	35	38	39
MidAmerica Nazarene Univ. Accelerated BSN	6	16	15	14	18	31	35	32	35	63	80	86	94
Missouri Western State Univ BSN	67	92	84	93	90	83	91	91	89	96	87	93	84
National American Univ. - Zona Rosa ADN <sup>1</sup>	NA	28	31	24	22	43	43	37	29	27	20	30	25
National American Univ. - Overland Park BSN <sup>1</sup>	NA	NA	NA	NA	33	32	33	29	19	21	22	15	20
Park University BSN <sup>2</sup>	37	38	38	37	61	60	55	66	54	37	20	23	2
Research College of Nursing Accelerated BSN	56	74	62	65	78	72	42	60	65	48	49	51	65
Research College of Nursing Traditional BSN	31	47	46	56	65	62	58	55	59	55	58	47	56
Saint Luke's College BSN	45	53	47	56	62	61	61	63	165	182	174	170	172
University of Central Missouri BSN	30	43	68	69	68	64	76	67	70	76	77	70	70
University of Kansas BSN	113	120	126	122	121	116	101	93	100	100	98	102	99
University of Missouri-KC BSN	NA	61	60	62	70	87	72	73	67	72	69	44	52
University of Missouri-KC Accelerated BSN	NA	NA	NA	NA	NA	8	12	21	21	21	25	10	18
University of Saint Mary Traditional BSN	NA	NA	32	30	34	34	42	43	40	30	38	43	32
University of Saint Mary Accelerated BSN	NA	NA	NA	NA	NA	NA	NA	11	14	23	21	18	15
William Jewell College Traditional BSN	18	44	39	23	42	29	32	22	42	35	50	40	47
William Jewell College Accelerated BSN	8	22	27	26	24	31	55	46	46	51	54	49	46
<b>Totals</b>	<b>687</b>	<b>1055</b>	<b>1074</b>	<b>1112</b>	<b>1225</b>	<b>1298</b>	<b>1300</b>	<b>1270</b>	<b>1403</b>	<b>1401</b>	<b>1406</b>	<b>1374</b>	<b>1356</b>

<sup>1</sup> National American University - Overland Park replaced their PN and ADN program with a BSN program in fall of 2011. The Zona Rosa program merged with the Overland Park program in 2017-2018.

<sup>2</sup> Park University transitioned their ADN program to a BSN program in 2016.

**St. Louis Nursing School  
Enrollments and Graduations**

**Appendix G  
Enrollments**

	NEW ENROLLMENTS																
	Number of Students Newly Admitted to the Nursing Program																
COLLEGE	Base Year 2004-05	2005-06	2006-07	Projected 2007-08	2007-08	2008-09	2009-10	2010-11	2011-12	2012-13	2013-14	2014-15	2015-16	2016-17	2017-18	Projected 2018-19	Projected 2019-20
<sup>1</sup> Goldfarb School of Nursing at Barnes Jewish College -ADN & BSN	225	279	263	270	242	283	340	390	434	439	456	438	464	443	491	450	450
Chamberlain College of Nursing - BSN	77	181	128	200	198	245	251	251	-	251	251	251	259	220	251	251	251
<sup>2</sup> Chamberlain College of Nursing - (On Line - ADN	70	106	100	100	51	n/a	n/a	-	-	-	-	-	-	-	-	-	-
East Central College - Union - ADN	24	29	30	24	24	24	30	29	30	29	29	30	28	29	30	29	29
<sup>3</sup> Jefferson College, Hillsboro - ADN	80	110	138	182	168	125	176	175	130	60	71	57	60	60	93	120	120
Kaskaskia Community College, Centralia, IL - ADN	80	100	118	118	100	100	103	-	-	-	-	-	-	-	-	-	-
Lewis & Clark Com. College, Godfrey, IL - ADN	96	126	120	160	156	156	156	138	150	140	142	138	112	109	120	130	130
Lutheran School of Nursing -Diploma	71	81	83	92	95	71	93	90	89	103	110	97	98	82	102	108	108
Maryville University-BSN	112	137	140	140	149	148	157	155	170	165	158	146	145	161	159	160	160
Southwestern Illinois College, Belleville, IL - ADN	82	90	82	80	85	82	85	86	86	86	82	84	80	81	83	90	90
St. Louis University - BSN	158	196	182	170	186	158	142	112	206	198	198	213	228	224	391	400	400
<sup>4</sup> University of Missouri St. Louis - BSN accelerated	144	144	146	40	150	116	40	48	48	48	48	44	207	197	203	128	217
<b>Totals</b>	<b>1219</b>	<b>1579</b>	<b>1530</b>	<b>1576</b>	<b>1604</b>	<b>1508</b>	<b>1573</b>	<b>1474</b>	<b>1343</b>	<b>1519</b>	<b>1545</b>	<b>1498</b>	<b>1681</b>	<b>1606</b>	<b>1923</b>	<b>1866</b>	<b>1955</b>

Notes:

<sup>1</sup>Goldfarb phased out ADN program.

<sup>2</sup>Chamberlain declined to provide data.

<sup>3</sup>Jefferson College is a *Bridge* program. Admissions numbers reflect LPN & RN admissions. Graduation numbers reflect only RNs. Not every graduating LPN continues for the second year to receive their RN. Those who do not continue are replaced by other LPNs interested in completing their RN.

<sup>4</sup>USML reported only accelerated program, not the traditional track program in years prior to 2015. Starting 2015 numbers include prelicensure students in the Traditional and Accelerated programs.

**St. Louis Nursing School  
Enrollments and Graduations**

**Appendix G  
Graduations**

	GRADUATIONS													
	Number of Students													
COLLEGE	6.56	2006-07	2007-08	2008-09	2009-10	2010-11	2011-12	2012-13	2013-14	2014-15	2015-16	2016-17		
<sup>1</sup> Goldfarb School of Nursing at Barnes Jewish College - ADN & BSN	137	285	267	112	328	342	342	437	405	405	405	419		
Chamberlain College of Nursing - BSN	27	107	67	89	n/a	125	-	161	148	173	194	165		
<sup>2</sup> Chamberlain College of Nursing - (On Line - ADN	49	106	30	n/a	n/a	-	-	-	-	-	-	-		
East Central College - Union - ADN	15	29	24	19	23	20	19	20	17	18	21	18		
<sup>3</sup> Jefferson College, Hillsboro - ADN	35	109	140	113	165	148	134	109	98	56	53	60		
Kaskaskia Community College, Centralia, IL - ADN	83	108	81	62	95	-	-	-	-	-	-	-		
Lewis & Clark Com. College, Godfrey, IL - ADN	70	72	94	129	141	112	124	128	131	109	79	98		
Lutheran School of Nursing - Diploma	41	50	45	49	58	42	47	55	75	85	80	79		
Maryville University- BSN	54	108	95	110	112	109	107	99	106	109	129	125		
Southwestern Illinois College, Belleville, IL - ADN	69	81	60	54	58	56	62	75	66	45	88	79		
St. Louis University - BSN	119	169	154	132	170	210	217	181	221	209	229	190		
<sup>4</sup> University of Missouri St. Louis - BSN accelerated	88	107	133	26	46	40	48	47	41	45	222	197		
<b>Totals</b>	<b>787</b>	<b>1331</b>	<b>1190</b>	<b>895</b>	<b>1196</b>	<b>1204</b>	<b>1100</b>	<b>1312</b>	<b>1308</b>	<b>1254</b>	<b>1500</b>	<b>1430</b>		

Notes:  
<sup>1</sup>Goldfarb phased out ADN program.  
<sup>2</sup>Chamberlain declined to provide data.  
<sup>3</sup>Jefferson College is a *Bridge* program. Admissions numbers reflect LPN & RN admissions. Graduation numbers reflect only RNs. Not every graduate continues for the second year to receive their RN. Those who do not continue are replaced by other LPNs interested in completing their RN.  
<sup>4</sup>USML reported only accelerated program, not the traditional track program in years prior to 2015. Starting 2015 numbers include prelicensure students Traditional and Accelerated programs.

**Nursing Schools NCLEX Pass Rates  
Kansas City Participating Schools - in Missouri**

**Appendix H**

Program	Pgm	2001-02	2002-03	2003-04	2004-05	2005-06	2006-07	2007-08	2009	2010	2011	2012	2013	2014	2015	2016	2017
Missouri Schools																	
Avila University	BSN																
Pass Rate		78.9%	92.86%	83.33%	88.00%	80.00%	84.38%	83.78%	88.10%	81.63%	87.50%	94.23%	73.91%	68.63%	74.00%	100.00%	97.72%
Students Tested		19	n/a	24	25	30	32	37	42	49	48	52	46	51	50	41	44
University of Central Missouri	BSN																
Pass Rate		1.0%	96.00%	92.86%	93.02%	86.11%	100.00%	94.03%	95.31%	94.12%	95.31%	98.67%	88.06%	82.86%	83.33%	77.92%	81.43%
Students Tested		27	16	28	43	36	41	67	64	68	64	75	67	70	72	77	70
Graceland University	BSN																
Pass Rate		86.7%	87.88%	79.17%	86.11%	90.00%	100.00%	97.37%	94.74%	80.00%	91.89%	91.30%	92.86%	95.56%	87.18%	95.35%	92.11%
Students Tested		30	7	24	36	20	30	38	38	35	37	46	42	45	39	43	38
Missouri Western State University	BSN																
Pass Rate		100.0%	89.29%	92.98%	78.87%	84.52%	89.16%	85.71%	90.66%	77.53%	86.75%	91.11%	85.71%	87.78%	86.02%	82.56%	87.91%
Students Tested		55	41	57	71	84	83	84	96	89	83	90	91	90	93	86	91
Research College of Nursing	BSN																
Pass Rate		83.3%	81.25%	87.64%	95.51%	94.67%	90.74%	89.81%	87.60%	81.69%	94.03%	95.00%	85.84%	73.77%	88.12%	82.08%	95.83%
Students Tested		66	1	89	89	75	108	97	121	142	134	100	113	122	101	106	96
Saint Luke's College of Nursing	BSN																
Pass Rate		89.5%	95.74%	94.12%	90.70%	94.34%	96.49%	91.49%	100.00%	96.77%	96.72%	93.44%	94.12%	83.23%	83.24%	83.52%	87.27%
Students Tested		38	9	51	43	53	57	47	56	62	61	61	51	161	179	176	165
University of Missouri-Kansas City	BSN																
Pass Rate			NEW	NEW	94.12%	74.51%	92.11%	96.67%	90.48%	94.20%	90.32%	89.29%	81.91%	77.53%	87.91%	85.26%	96.36%
Students Tested					17	51	76	60	63	69	93	84	94	89	91	95	55
William Jewell College	BSN																
Pass Rate		85.7%	100.00%	81.25%	97.22%	81.36%	92.31%	89.39%	97.92%	89.55%	95.08%	93.10%	83.82%	91.11%	89.77%	87.38%	69.57%
Students Tested		21	n/a	16	36	59	91	66	48	67	61	87	68	90	88	103	92
Metropolitan Community College	ADN																
Pass Rate		89.3%	92.96%	88.35%	91.74%	90.24%	90.24%	87.18%	92.74%	93.22%	87.22%	94.70%	89.25%	84.62%	84.92%	84.17%	88.39%
Students Tested		75	28	103	109	123	164	117	124	118	133	151	140	143	126	139	112
National American University-KC	ADN																
Pass Rate						NEW	80.00%	88.24%	91.18%	95.24%	83.72%	84.21%	81.58%	79.31%	74.07%	72.97%	67.74%
Students Tested								34	34	21	43	38	38	29	27	37	31
Park University	ADN																
Pass Rate		n/a	85.19%	80.00%	94.44%	87.23%	96.97%	94.74%	100.00%	84.48%	78.33%	89.29%	68.18%	84.91%	94.59%	92.11%	91.67%
Students Tested		30	1	40	36	47	33	38	37	58	60	56	66	53	37	38	24



**Nursing School NCLEX Pass Rates  
Kansas City Participating Schools - in Kansas**

**Appendix H**

<b>Kansas Schools <sup>2</sup></b>		<b>2002</b>	<b>2003</b>	<b>2004</b>	<b>2005</b>	<b>2006</b>	<b>2007</b>	<b>2008</b>	<b>2009</b>	<b>2010</b>	<b>2011</b>	<b>2012</b>	<b>2013</b>	<b>2014</b>	<b>2015</b>	<b>2016</b>	<b>2017</b>
MidAmerica Nazarene University	BSN	62.10%	95.24%	84.62%	82.76%	91.30%	77.14%	91.43%	86.96%	88.24%	92.59%	93.55%	92.59%	91.67%	88.42%	87.83%	92.62%
Pass Rate																	
Students Tested		29	21	13	29	23	35	27	40	51	81	62	54	72	84	115	122
University of Kansas SON	BSN	93.40%	94.64%	88.50%	87.39%	91.00%	94.12	92.91%	90.98%	91.80%	93.16%	95.05%	86.67%	92.22%	91.09%	87.76%	93.14%
Pass Rate																	
Students Tested		106	112	113	119	100	119	107	122	122	117	101	90	90	101	98	102
University of Saint Mary	BSN					NEW	NEW	81.82%	96.88%	94.12%	84.85%	81.58%	91.49%	84.91%	90.57%	83.05%	91.80%
Pass Rate																	
Students Tested								28	32	34	33	38	47	53	53	59	61
Johnson County Community Coll	ADN	90.6	91.8	92.98	86.57	93.88%	89.71	94.83%	95.16%	88.73%	90.14%	100.00%	89.06%	89.61%	90.77%	98.41%	78.57%
Pass Rate																	
Students Tested		53	61	57	67	49	68	54	62	64	71	69	64	69	65	63	70
Kansas City KS Community Coll	ADN	85.50%	88.00%	67.86%	72.97%	95.77%	83.13	74.23%	81.97%	80.43%	86.27%	87.00%	77.17%	78.07%	71.30%	73.27%	73.75%
Pass Rate																	
Students Tested		55	50	56	74	71	83	95	122	92	102	100	127	114	114	101	80
National American University-OP	ADN						NEW	NEW	64.71%	77.78%	87.50%	78.95%	70.00%	80.00%	80.00%	69.57%	75.00%
Pass Rate																	
Students Tested									17	9	40	19	10	10	20	23	16

**Nursing School NCLEX Pass Rates  
St. Louis Participating Schools**

**Appendix I**

Program	Pgm	2001-02	2002-03	2003-04	2004-05	2005-06	2006-07	2007-08	2009	2010	2011	2012	2013	2014	2015	2016	2017
<b>Missouri Schools</b>																	
Chamberlain College of Nursing* Pass Rate Students Tested	BSN	86.4% 44	90.48% 5	69.23% 26	83.33% 24	91.43% 35	90.70% 43	86.21% 58	90.00% 90	79.47% 151	93.39% 121	91.23% 171	86.15% 130	85.43% 151	86.67% 195	84.97% 153	89.63% 164
Chamberlain College of Nursing Pass Rate Students Tested	ADN	79.0% 19	73.33% 13	90.91% 11	91.66% 12	63.41% 41	67.57% 37	73.91% 23	n/a*	n/a*	n/a*	n/a*	n/a*	n/a*	n/a*	n/a*	n/a*
Chamberlain College of Nursing Pass Rate Students Tested	ADN	n/a	n/a	66.67% 3	42.10% 19	70.91% 55	64.86% 37	n/a*	n/a*	n/a*	n/a*	n/a*	n/a*	n/a*	n/a*	n/a*	n/a*
East Central College (Union) Pass Rate Students Tested	ADN	73.7% 19	62.50% 7	88.00% 25	80.00% 10	100.00% 15	91.67% 24	100.00% 24	100.00% 19	100.00% 21	90.48% 21	100.00% 28	88.00% 25	92.00% 25	83.87% 31	95.24% 21	100.00% 18
Goldfarb School of Nursing Pass Rate Students Tested	BSN	90.9% 66	n/a	n/a	n/a	n/a	100.00% 20	93.64% 110	93.37% 196	91.79% 280	95.42% 240	94.28% 332	90.71% 367	84.77% 394	84.99% 413	87.05% 384	86.89% 389
Goldfarb School of Nursing ** Pass Rate Students Tested	ADN	75.3% 73	84.42% 28	86.32% 95	86.86% 137	79.21% 178	85.99% 157	n/a**	n/a**	n/a**	n/a**	n/a**	n/a**	n/a**	n/a**	n/a**	n/a**
Jefferson College Pass Rate Students Tested	ADN	94.4% 18	100.00% 5	90.00% 20	89.29% 28	91.11% 45	84.62% 39	81.97% 61	84.06% 69	70.37% 57	75.00% 68	78.57% 70	85.45% 55	86.67% 45	78.18% 55	84.90% 53	76.67% 60
Lutheran School of Nursing Pass Rate Students Tested	Diploma	92.0% 25	100.00% 8	82.35% 17	87.50% 40	85.29% 34	91.67% 36	92.16% 51	93.88% 49	96.83% 63	95.65% 46	97.73% 44	90.00% 60	85.33% 75	78.75% 80	77.53% 89	86.84% 76
Maryville University Pass Rate Students Tested	BSN	89.3% 28	76.80% 22	91.11% 45	81.40% 43	94.59% 74	93.75% 96	96.81% 94	84.68% 111	92.79% 111	95.24% 105	96.26% 44	92.25% 155	93.40% 106	93.40% 106	89.84% 128	92.06% 126
St. Louis University Pass Rate Students Tested	BSN	96.3% 80	94.12% 18	96.84% 95	87.30% 110	92.37% 118	89.04% 146	91.61% 155	92.26% 155	92.06% 189	87.44% 207	90.34% 207	84.39% 206	88.54% 192	89.90% 208	92.51% 187	94.44% 180
University of Missouri - St. Louis Pass Rate Students Tested	BSN	n/a n/a	97.26% 21	97.73% 88	90.83% 109	98.31% 118	92.65% 136	94.78% 134	94.59% 148	90.48% 147	93.71% 143	98.03% 152	86.54% 156	85.06% 174	84.44% 180	84.40% 186	82.91% 199

\* Within the MSBN data, only one program (BSN) is listed for Chamberlain College of Nursing.

\*\* Goldfarb School of Nursing has discontinued its ADN program.

**Nursing School NCLEX Pass Rates  
St. Louis Participating Schools**

**Appendix I**

<b>Illinois Schools<sup>2</sup></b>		<b>2002</b>	<b>2003</b>	<b>2004</b>	<b>2005</b>	<b>2006</b>	<b>2007</b>	<b>2008</b>	<b>2009</b>	<b>2010</b>	<b>2011</b>	<b>2012</b>	<b>2013</b>	<b>2014</b>	<b>2015</b>	<b>2016</b>	<b>2017</b>
<b>Kaskaski College</b>																	
Pass Rate %	ADN	83.7%	83.0%	84.0%	86.0%	92.0%	89.0%	88.0%	90.0%	92.0%	83.0%	89.0%	88.0%	79.0%	81.0%	91.0%	96.0%
Students Tested		43	46	67	85	60	82	74	62	92	89	83	75	82	77	64	53
<b>Lewis &amp; Clark Community</b>																	
Pass Rate %	ADN	93.8%	86.0%	95.0%	92.0%	90.0%	85.0%	93.0%	87.0%	84.0%	76.0%	91.0%	85.0%	71.0%	75.0%	86.0%	85.0%
Students Tested		48	42	56	77	59	80	88	127	114	120	108	119	103	107	78	100
<b>Southwestern Illinois College</b>																	
Pass Rate %	ADN	75.0%	92.0%	90.0%	100.0%	88.0%	94.0%	100.0%	100.0%	88.0%	98.0%	97.0%	88.0%	91.0%	95.0%	89.0%	83.0%
Students Tested		12	12	10	13	17	17	60	52	58	55	62	75	66	44	88	80