

# KANSAS CITY METROPOLITAN HEALTHCARE COUNCIL ST. LOUIS METROPOLITAN HOSPITAL COUNCIL

REGIONAL OFFICES OF THE KANSAS AND MISSOURI HOSPITAL ASSOCIATIONS

June 3, 2020

Board of Directors  
Missouri State Board of Nursing  
3605 Missouri Blvd.  
Jefferson City, MO 65109

Dear Members of the Board:

I am pleased to submit the 2019-2020 annual report of the Workforce Collaborative Pilot Project, conducted in the Kansas City and St. Louis metropolitan areas as well as Central and Southwest Missouri.

The report represents the work of the Healthcare Workforce Partners and is being submitted by the Kansas City Metropolitan Healthcare Council and the St. Louis Metropolitan Hospital Council — the entities that provide staff support to the collaborative initiatives. Healthcare Workforce Partners is a collaboration of area nursing schools, hospitals, and other organizations interested in promoting health care careers. The report covers the summer semester of 2019 through the spring semester of 2020.

In the fourteenth full year of the Workforce Collaborative Pilot Project, we have continued making progress in meeting our three objectives:

- expand the pool of master's prepared nurses involved in educating the next generation of nurses
- increase nursing school enrollments
- evaluate innovative educational models that could be sustained or replicated

The annual report summarizes the project background, objectives and outcomes, evaluations, and conclusions. From each of the measurable parameters, our collaborative initiative appears to have a very positive impact on producing significant numbers of new, qualified clinical faculty to meet the needs of nursing schools' expanded enrollments.

Included with this report are NCLEX pass rate data obtained from the state boards of nursing in Illinois, Kansas, and Missouri. Assessment of prior year NCLEX scores indicates current student performance has not been affected due to the use of loaned faculty through the expansion initiative.

On behalf of all the stakeholders, we appreciate the approval of the State Board of Nursing to conduct this demonstration project. Should you have any questions, please do not hesitate to contact me at 573/893-3700, ext. 1415 or [bmcnally@mhanet.com](mailto:bmcnally@mhanet.com)

Sincerely,



W. Bryant McNally, J.D., MPH, FACHE  
Executive Director

wbm/jk  
enclosure

# **WORKFORCE COLLABORATIVE PILOT PROJECT**

## **Expanding Clinical Faculty and Increasing Nursing School Enrollments**

### **Annual Report 2019-20**

#### **INTRODUCTION**

This annual report is submitted to the Missouri State Board of Nursing by the Missouri Hospital Association to provide outcomes and details regarding the Nurse Expansion Initiative in the metropolitan areas of Kansas City and St. Louis as well as the Southwest and Central Missouri regions. This 15<sup>th</sup> annual report provided to the board reviews the 2019-20 academic year.

The report summarizes data collected by participating nursing schools, hospitals and individuals who attended the Clinical Faculty Academy. Through this Workforce Collaborative Project, the number of available clinical faculty has increased, assisting in the expansion of nursing programs in these locales. A list of participating hospitals and schools of nursing for the Kansas City and St. Louis metropolitan areas as well as Southwest and Central Missouri is provided in Appendix A.

#### **BACKGROUND**

The Nurse Expansion Initiative began in Kansas City in 2004 and was adopted by St. Louis the following year. It evolved from a series of communitywide meetings on the growing nursing shortage. Schools of nursing identified difficulty finding clinical faculty as the primary barrier to expanding enrollment. The Workforce Collaborative Pilot Project was subsequently launched with three key objectives.

- Expand the pool of master's-prepared nurses involved in educating the next generation of nurses.
- Increase nursing school enrollments.
- Evaluate innovative educational models that could be sustained or replicated.

At the program's inception, hospitals committed to provide staff nurses as clinical faculty and also contributed seed money for the project. Nursing schools designed a two-day Clinical Faculty Academy to help prepare nurses for their role as clinical instructors and implemented changes needed to increase enrollments.

In August 2004, the Educational Standards Committee of the Missouri State Board of Nursing approved a proposal submitted by Kansas City area nursing schools to expand the availability of clinical faculty. This approval granted participating Kansas City schools a regulatory exemption which allowed bachelor-prepared registered nurses to teach clinical education in a baccalaureate nursing program if they were making progress toward a master's degree in nursing and attended the two-day Clinical Faculty Academy. The board approved St. Louis' participation in the project in June 2005.

As a result of the success in Kansas City and St. Louis, program sites opened in Springfield and Columbia. In July 2019, the first online course was offered, extending registration to all of Missouri nursing schools and hospitals, as another option to participate in the academy. MHA offered the online option again in January 2020 and plan to continue twice a year.

Costs are underwritten by MHA or its subsidiary.

## CLINICAL FACULTY ACADEMY

Since August 2004, MHA staff and school of nursing steering committees work together to coordinate and provide presenters for two Clinical Faculty Academies per year in both metropolitan areas and once a year in Springfield and Columbia. The Academy provides new clinical instructors with knowledge, skills and resources to support them in their roles as educators. The Academy supplements the support provided by each nursing school for its instructors. Lists of Kansas City, St. Louis, Southwest and Central Missouri (Online) Academy attendees are included in Appendix B, C, D, and E, respectively.

Participant evaluations of the Academy have been excellent. Copies of the program evaluation scores for the four Academies held in the past year are included in Appendix F (Kansas City), Appendix G (St. Louis), Appendix H (Central), and Appendix I (Southwest).

Attendance for the period of this report remained strong. The table below shows the number of participants from the last two academic years.

**Table 1: CFA attendance by area last two academic years**

	<b>Kansas City</b>	<b>St. Louis</b>	<b>SWMO</b>	<b>Central (Online)</b>
<b>August 2018</b>	57	56	30	28 (July)
<b>January 2019</b>	51	59		
<b>August 2019</b>	48	67	25	9 (July)
<b>January 2020</b>	37	54		21

## NURSING SCHOOL ENROLLMENTS

Throughout the duration of this demonstration project, schools of nursing have increased the number of students enrolled in their programs. A list of each school's new enrollments, graduation numbers and projected enrollments is included in Appendix J (Kansas City), Appendix K (St. Louis), Appendix L (Central), and Appendix M (Southwest).

Schools have sustained increased enrollments. Schools in all regions are working diligently to meet the pilot program's goals.

At the beginning of the pilot program, Kansas City and St. Louis schools set targets for increased enrollment of 200 and 335 additional nursing students enrolled each year, respectively. Both metropolitan areas have met and exceeded their goal. Schools in all four regions continue to meet the pilot program's objectives and sustain increased enrollments.

## PARTICIPANT DATA

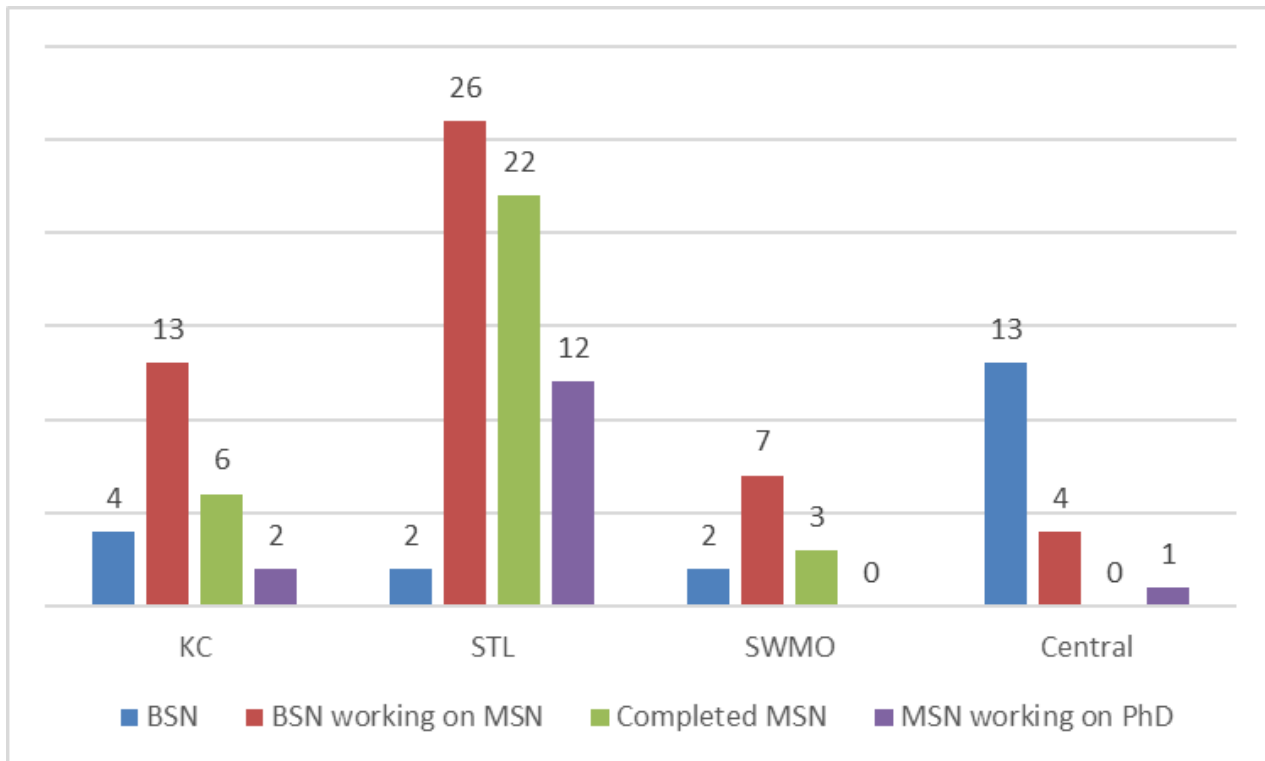
Surveying Academy participants directly has increased the amount of data available to better understand the demonstration project's progress.

Of the possible 261 respondents that attended the Academy in July 2019, August 2019, and January 2020, 118 completed the online survey (about 45%). In Kansas City, 25 of 85 attendees completed the survey (30%); St. Louis, 62 of 121 (52%); Southwest Missouri, 12 of 25 (48%); and Central Missouri, 19 of 30 (63%).

Attendees were asked to indicate their current level of education and expected graduation date if working toward a master’s degree in nursing.

Table 2 indicates that a majority of Academy participants are working toward a master’s degree in nursing, with 35 expected to graduate by the end of 2020. (Of the 118 nurses who completed the survey, 117 responded to the question about educational attainment).

**Table 2: Educational attainment of CFA attendees**

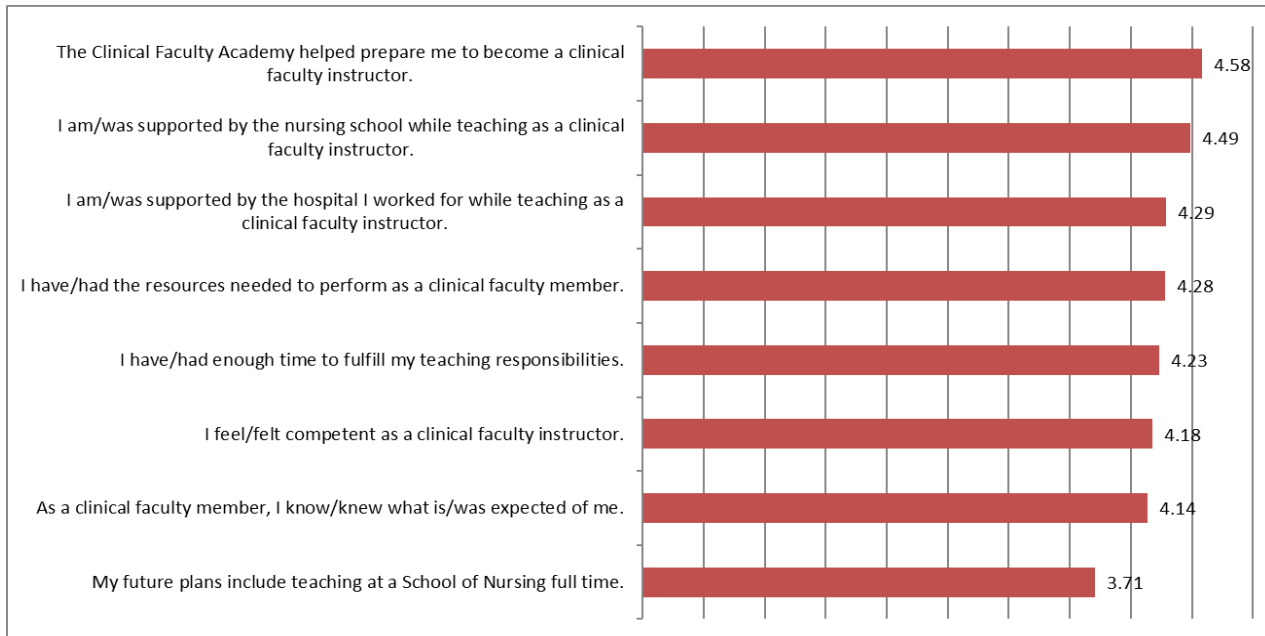


Source: MHA Clinical Faculty Academy Survey

Table 3 lists statements related to participants’ future plans and satisfaction with the Academy and teaching. Participant responses used a Likert scale (strongly agree, agree, neutral, disagree and strongly disagree) and were converted to numerals.

Likert Response	Corresponding Numeral
Strongly Agree	4
Agree	3
Neutral	2
Disagree	1
Strongly Disagree	0

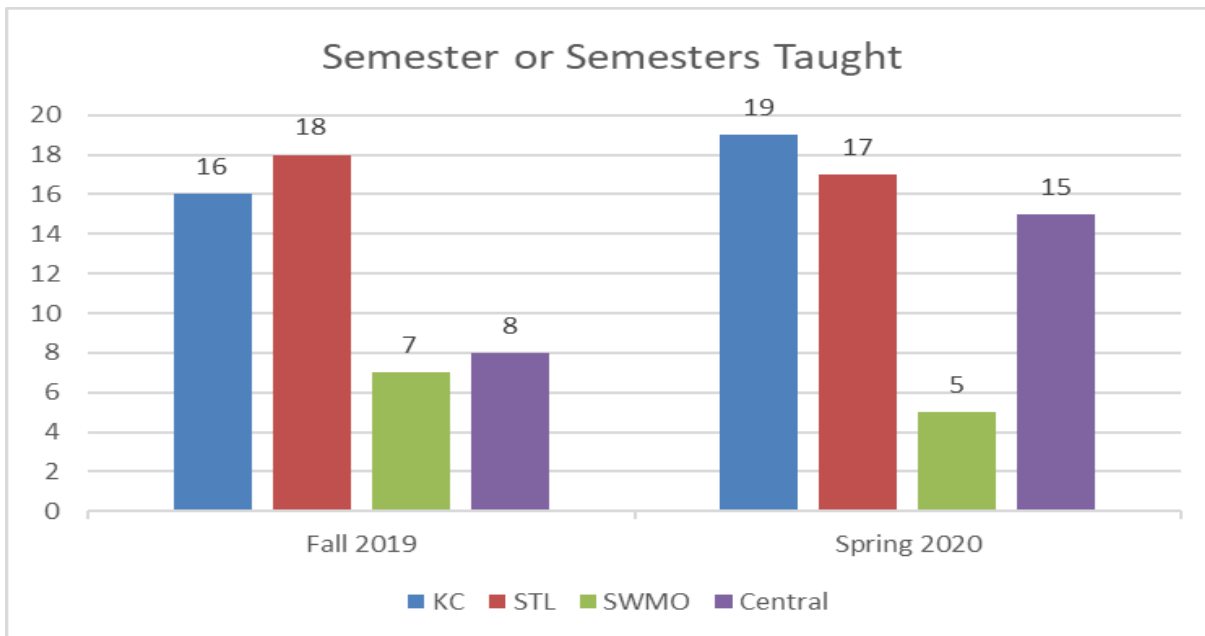
**Table 3: Mean score for selected MHA Clinical Faculty Academy survey questions**



**CLINICAL ROTATION DETAILS**

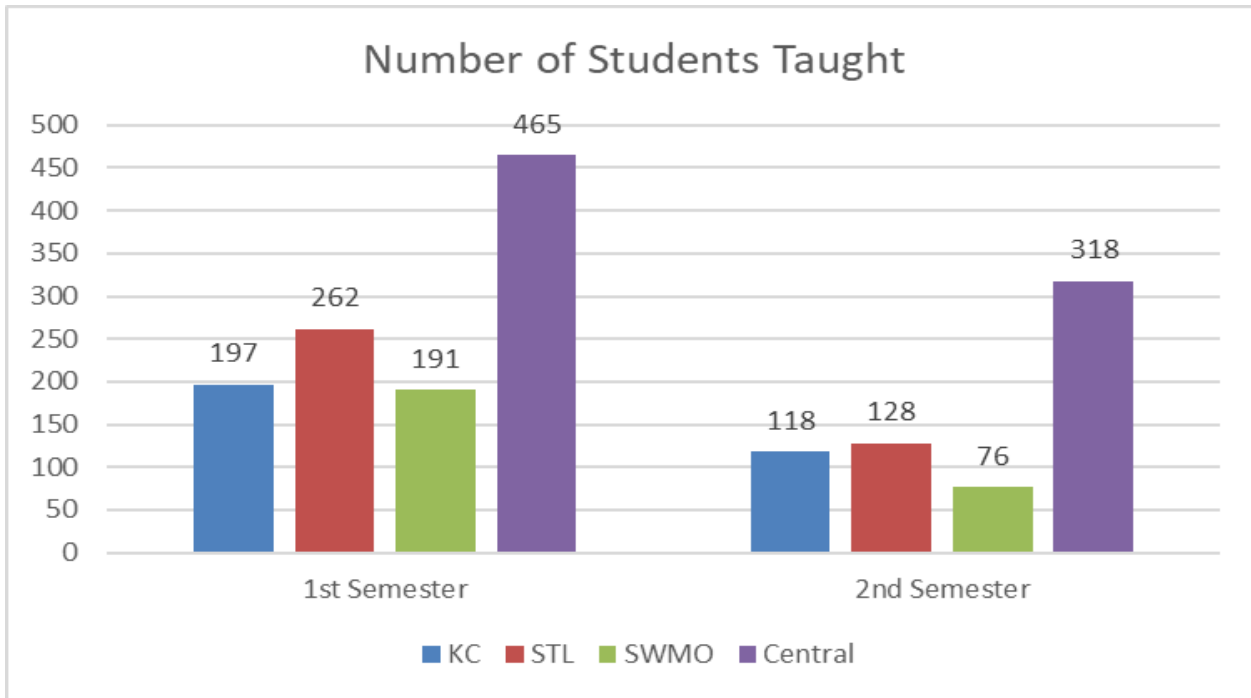
The survey also gathered the number of clinical rotations and students taught by Academy participants in each region.

**Table 4: Number of rotations by region and academic year**



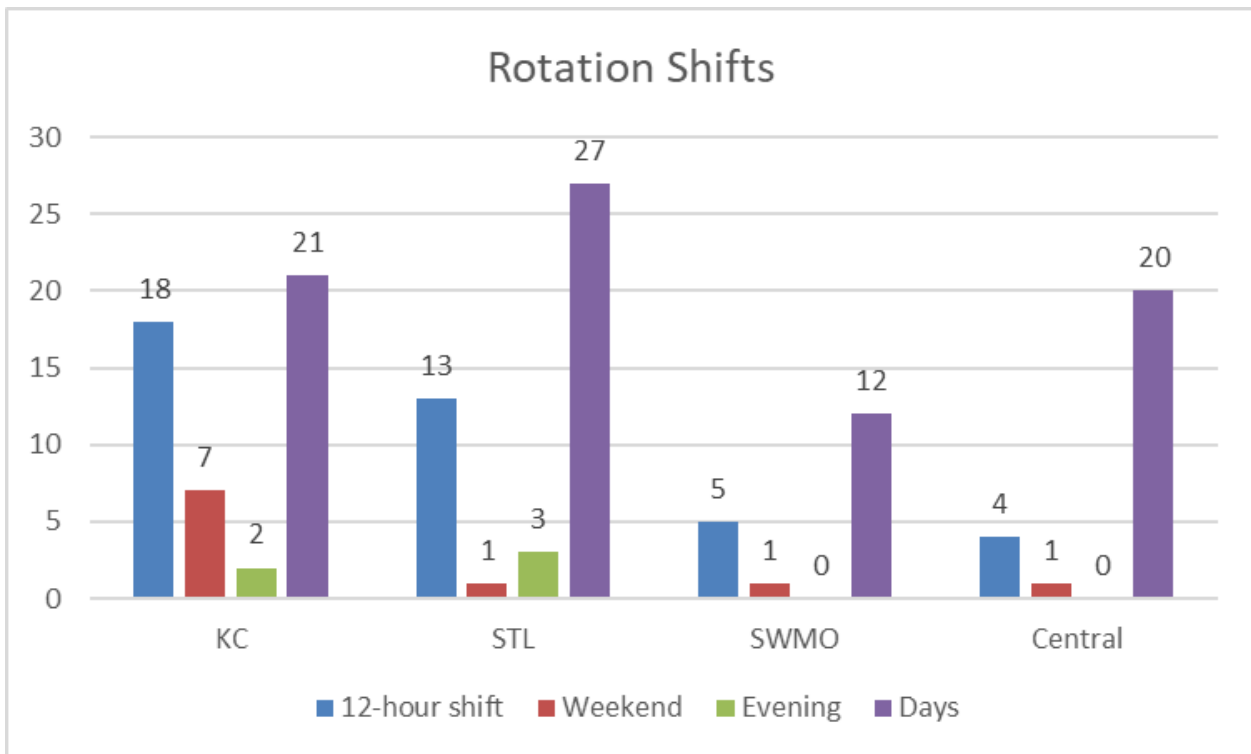
Source: MHA Clinical Faculty Academy Survey

**Table 5: Number of students taught by reporting Clinical Faculty Academy attendees**



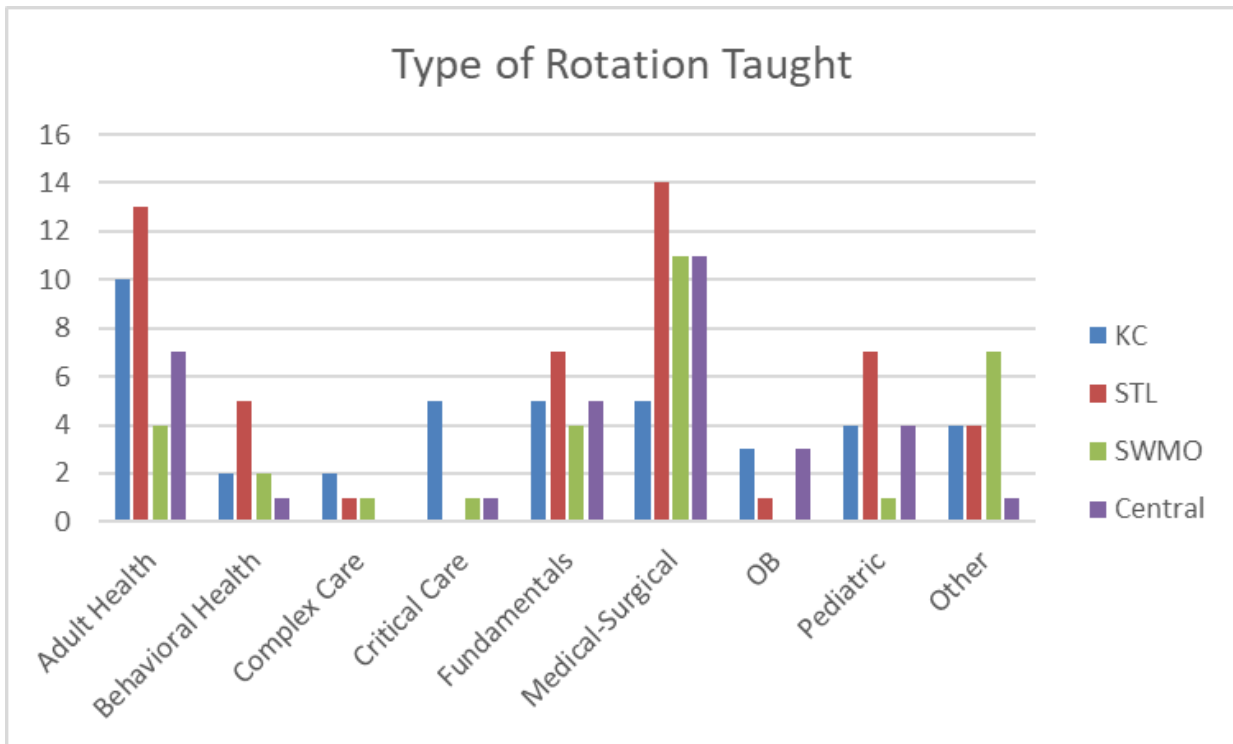
Source: MHA Clinical Faculty Academy Survey

**Table 6: Number of clinical rotations taught by shift and area as reported by Clinical Faculty Academy attendees**



Source: MHA Clinical Faculty Academy Survey

**Table 7: Type and number of clinical rotations taught reported by Clinical Faculty Academy attendees**



Source: MHA Clinical Faculty Academy Survey

In addition to compiling more detail about adjunct clinical faculty rotations, participants also provided estimates of the number of hours per week spent on related faculty activities.

**Table 8: Average number of hours per week spent on preparation, grading and communication, as reported by Clinical Faculty Academy attendees**

	Preparation	Grading	Communication
<b>Kansas City</b>	2.1	3.0	2.5
<b>St. Louis</b>	5.3	4.8	2.6
<b>Southwest</b>	1.5	2.1	2.5
<b>Central</b>	5.1	4.5	2.3
<b>Average</b>	3.9	3.9	3.0

Source: MHA Clinical Faculty Academy Survey

## NCLEX SCORES

NCLEX scores indicate that student performance has not been affected because of the use of loaned faculty through the expansion initiative. Appendices N, O, P, and Q show the NCLEX pass rates for participating schools in Kansas City, St. Louis, Central and Southwest Missouri for at least two years prior to the start of the initiative and the years following the start of the initiative.

## **FINANCIAL RELATIONSHIPS**

Asked which entity (hospital or school) compensates the respondent for adjunct clinical faculty work, 72 individuals responded. Sixty-three indicated they were compensated directly by the school of nursing.

We speculate that both the schools and hospital-employed adjunct clinical faculty prefer this reimbursement model. For schools, it offers greater control and integration with their full-time faculty; and the hospital-employed nurses are able to pick up additional paid hours as clinical instructors.

## **ANNUAL REPORT DISSEMINATION**

The information in this annual report is shared with hospital and nursing school communities each year. In Kansas City, the information in the 2018-19 annual report was shared at the June 14, 2019, joint meeting of the Collegiate Nurse Educators of Greater Kansas City (CNE) and the Kansas City Area Nurse Executives (KCANE). In St. Louis, a joint meeting of hospitals and nursing schools was held April 12, 2019. On October 18, the report was shared at the Missouri State Board of Nursing board meeting. The final report is emailed to hospital and nursing school contacts.

## **CONCLUSION**

The Nurse Expansion Initiative continues to play an important role as Missouri hospitals have increased the number of new graduate nurses they are hiring this year. The initiative has evolved over time and has contributed to better working relationships between hospitals and schools of nursing. Enrollment has increased over the term of the initiative, which has been successful in expanding opportunities for nurses who would not have ordinarily been qualified to teach clinical education in a baccalaureate-nursing program.



**Kansas City****Nursing Schools**

Avila University  
 Graceland University

Johnson County Community College  
 Kansas City Kansas Community College  
 Metropolitan Community College - Penn Valley  
 MidAmerica Nazarene University  
 Missouri Western State University  
 National American University  
 Park University  
 Research College of Nursing

Saint Luke's College of Health Sciences  
 University of Central Missouri  
 University of Kansas School of Nursing  
 University of Missouri-Kansas City School of Nursing  
 University of Saint Mary  
 William Jewell College

**Hospitals**

Belton Regional Medical Center  
 Centerpoint Medical Center  
 Children's Mercy Kansas City  
 Lee's Summit Medical Center  
 Liberty Hospital  
 Menorah Medical Center  
 North Kansas City Hospital  
 Olathe Medical Center  
 Overland Park Regional Medical Center  
 Providence Medical Center  
 Research Medical Center  
 Saint Luke's East - Lee's Summit  
 Saint Luke's Hospital of Kansas City  
 Saint Luke's North Hospital  
 Saint Luke's South Hospital  
 Shawnee Mission Medical Center  
 St. Joseph Medical Center  
 St. Mary's Medical Center  
 Truman Medical Center, Hospital Hill  
 Truman Medical Center, Lakewood  
 University of Kansas Hospital

**St. Louis****Nursing Schools**

Chamberlain College of Nursing  
 East Central College - Union  
 Goldfarb School of Nursing at Barnes Jewish College  
 Jefferson College - Hillsboro  
 Kaskaskia College - Centralia, IL  
 Lewis and Clark Community College - Godfrey, IL  
 Lutheran School of Nursing  
 Maryville University School of Nursing  
 Saint Louis University School of Nursing  
 Southwestern Illinois College - Belleville, IL  
 University of Missouri-St. Louis College of Nursing

**Hospitals**

Alton Memorial Hospital  
 Anderson Hospital  
 Barnes-Jewish Hospital  
 Barnes-Jewish St. Peters Hospital  
 Barnes-Jewish West County Hospital  
 CenterPointe Hospital  
 Christian Hospital  
 HSHS St. Elizabeth Hospital  
 Kindred Hospital St. Louis  
 Mercy Hospital Jefferson  
 Mercy Hospital St. Louis  
 Mercy Hospital Washington  
 Mercy Hospital South  
 Missouri Baptist Medical Center  
 Progress West Hospital  
 Ranken Jordan Pediatric Bridge Hospital  
 Shriner's Hospital for Children  
 SSM Health Cardinal Glennon Children's Hospital  
 SSM Health DePaul Hospital – St. Louis  
 SSM Health Saint Louis University Hospital  
 SSM Health St. Clare Hospital – Fenton  
 SSM Health St. Joseph Hospital – Lake Saint Louis  
 SSM Health St. Joseph Hospital – St. Charles  
 SSM Health St. Mary's Hospital – St. Louis  
 St. Alexius Hospital  
 St. Louis Children's Hospital  
 St. Luke's Des Peres Hospital  
 St. Luke's Hospital

**Southwest**

**Central**

**Nursing Schools**

**Nursing Schools**

Bolivar Technical College  
 College of the Ozarks  
 Cox College of Nursing  
 Crowder College  
 Mercy College of Nursing and Health Sciences/Southwest Baptist University  
 Missouri Southern State University  
 Missouri State University  
 Ozarks Technical Community College  
 Texas County Technical College

Central Methodist University  
 Columbia College  
 Lincoln University  
 Missouri Valley College  
 Moberly Area Community College  
 Southeast Missouri State University  
 State Fair Community College  
 Truman State University  
 University of Missouri-Sinclair School of Nursing

**Hospitals**

**Hospitals**

CoxHealth  
 Cox Medical Center Branson  
 Cox Monett Hospital  
 Cox South  
 Freeman Health System  
 Mercy Hospital Lebanon  
 Mercy Hospital Springfield

Boone Hospital Center  
 Hannibal Regional Hospital  
 Harry S. Truman Memorial Veteran's Hospital  
 Lafayette Regional Health Center  
 Northeast Regional Medical Center  
 SSM Health St. Mary's Hospital  
 University of Missouri Health Care

**Clinical Faculty Academy  
List of Participants 2019-20  
Kansas City**

**Appendix B**

<b>Date Attended Academy</b>	<b>First Name</b>	<b>Last Name</b>	<b>Affiliated Hospital and / or Nursing School*</b>
Aug-19	Monica	Bailey	Saint Luke's Hospital of Kansas City
Aug-19	Marlena	Balvin	Research Psychiatric Center /Graceland University
Aug-19	Edward	Barnhart II	Kansas City VA Medical Center
Aug-19	Marcia	Beck	
Aug-19	Sheila	Boos	Benedictine College
Aug-19	Mackenzie	Booth	Children's Mercy Hospitals and Clinics
Aug-19	Julia	Bradbury	Saint Luke's Hospital of Kansas City
Aug-19	Lindsey	Carlson	Saint Luke's College
Aug-19	Jennifer	Carter	Crittenton Children's Center / UMKC
Aug-19	Rachel	Chavers	Saint Luke's / William Jewell College
Aug-19	Lauren	Chun	Research College of Nursing
Aug-19	Michelle	Clevenger <sup>1</sup>	Lee's Summit Medical Center / Saint Luke's College
Aug-19	Julie	Conner	Shawnee Mission Medical Center / Benedictine
Aug-19	Molly	Corless	Saint Luke's Hospital of Kansas City
Aug-19	Daniel	Cox	Saint Luke's South Hospital
Aug-19	Kelsey	Cumpton	Children's Mercy Hospitals and Clinics
Aug-19	Jennifer	Davis	Saint Luke's Hospital of Kansas City
Aug-19	Christine	Devery	University of Kansas Hospital / UMKC
Aug-19	Charles	Edward	Shawnee Mission Medical Center
Aug-19	Madison	Edwards	Missouri Western State University
Aug-19	Sanoma	Farrow	Saint Luke's East Hospital
Aug-19	Susan	Fierro-Baig	North Kansas City Hospital / Missouri Western
Aug-19	Taylor	Gehlen	Saint Luke's Hospital of Kansas City
Aug-19	Santina	Gunn	Saint Luke's Hospital of Kansas City / Saint Luke's College
Aug-19	Brittney	Hall	Heartland Regional Medical Center / Missouri Western
Aug-19	Brittany	Hecht	St. Mary's Medical Center / MCC - Penn Valley
Aug-19	Alissa	Hershberger	Centerpoint Medical Center
Aug-19	Alyson	Hill	Children's Mercy / Missouri Western
Aug-19	Kimberly	Hillyard	Heartland Regional Medical Center / Missouri Western
Aug-19	Christina	Huber	Saint Luke's Hospital of Kansas City
Aug-19	Lexie	Huelskamp	Research Medical Center / Research College
Aug-19	Elizabeth	Hussey	Saint Luke's East Hospital
Aug-19	Marguerite	Huster	Saint Luke's College
Aug-19	Aaron	Jones	Saint Luke's Hospital of Kansas City / Saint Luke's College
Aug-19	Chi	Kim	Liberty Hospital
Aug-19	Kathleen	Lally	Saint Luke's Hospital of Kansas City
Aug-19	Micaela	Lang	Saint Luke's Hospital of Kansas City

**Clinical Faculty Academy  
List of Participants 2019-20  
Kansas City**

**Appendix B**

<b>Date Attended Academy</b>	<b>First Name</b>	<b>Last Name</b>	<b>Affiliated Hospital and/or Nursing School*</b>
Aug-19	Lori	Lanzone	Metropolitan Community College - Penn Valley
Aug-19	Barbara	Ludwig	Saint Luke's College
Aug-19	Stephanie	McAtee	Centerpoint Medical Center / Research College
Aug-19	JoRetta	McKarnin	Saint Luke's East Hospital / Saint Luke's College
Aug-19	Braedyn	Mitchell	Saint Luke's Hospital of Kansas City / Saint Luke's College
Aug-19	Tammy	Mitchell	Kansas City VA Medical Center / Saint Luke's College
Aug-19	Cheryl	Moore	Menorah Medical Center / Avila
Aug-19	Rachel	Mormino	Metropolitan Community College - Penn Valley
Aug-19	Florence	Nyamamba	Kansas City VA Medical Center
Aug-19	Melinda	Owens	Centerpoint Medical Center / Research College
Aug-19	Joshua	Peterson	Saint Luke's Hospital of Kansas City / Saint Luke's College
Jan-20	Laura	Badami	University of Central Missouri
Jan-20	Taylor	Baker	Children's Mercy Hospital
Jan-20	Aimee	Boer <sup>1</sup>	Saint Luke's Hospital of Kansas City
Jan-20	Danna	Calvin	University of Missouri - Kansas City
Jan-20	Jaci	Carey	William Jewell College
Jan-20	Heather	Cistola	Saint Luke's South
Jan-20	Gretchen	Compton	Saint Luke's Hospital
Jan-20	Amanda	Cook	Women's and Children's Hospital
Jan-20	Carolyn	Cordle	Research School of Nursing
Jan-20	Dana	Fang-Hartman	MCC Penn Valley
Jan-20	Melissa	Fletcher	William Jewell College
Jan-20	Carolyn	Forrest	Children's Mercy Hospital
Jan-20	Anna	Fowler	Highland Community College Technical Center
Jan-20	Jill	Fung	Saint Luke's East
Jan-20	Karis	Hall	University of Kansas Hospital
Jan-20	Randa	Hallock	Metropolitan Community College-Penn Valley
Jan-20	Joanne	Hong	Saint Luke's Hospital
Jan-20	Katheryn	Hough	Children's Mercy Hospital
Jan-20	Crystal	Howell	HCA Healthcare
Jan-20	Lindsey	Jenks	Saint Luke's Hospital of Kansas City
Jan-20	Christine	Jonte	Saint Luke's North
Jan-20	Lauren	Klemmer	University of Kansas School of Nursing
Jan-20	Paige	Lamar	Saint Luke's Hospital
Jan-20	Katie	Landis	Saint Luke's Hospital
Jan-20	Cortni	Lind <sup>1</sup>	The University of Kansas Cancer Center
Jan-20	Kay	Luft	Saint Luke's College of Health Sciences
Jan-20	Rebecca	Makkers	Western Governors University
Jan-20	Katie	Milanovich	Saint Luke's Hospital of Kansas City

**Clinical Faculty Academy  
List of Participants 2019-20  
Kansas City**

**Appendix B**

<b>Date Attended Academy</b>	<b>First Name</b>	<b>Last Name</b>	<b>Affiliated Hospital and/or Nursing School*</b>
Jan-20	Terri	Mitchell	Saint Luke's Hospital
Jan-20	Jennifer	Ng	Saint Luke's Hospital
Jan-20	Lorie	Niffen	St. Luke's Health System
Jan-20	Jenna	Penning	Highland Community College Technical Center
Jan-20	MacKenzie	Scott	Saint Luke's Hospital
Jan-20	Jacqueline	Severns	Saint Luke's Health System
Jan-20	April	Thompson	University of Missouri-Kansas City
Jan-20	Brenna	Van Maren	Saint Luke's Hospital of Kansas City
Jan-20	Teri	Vaughn	Neosho County Community College
<sup>1</sup> attended only day 1 <sup>2</sup> attended only day 2 *reported by participant			

**Clinical Faculty Academy  
List of Participants 2019-20  
St. Louis**

**Appendix C**

<b>Date Attended Academy</b>	<b>First Name</b>	<b>Last Name</b>	<b>Affiliated Hospital and/or Nursing School</b>
Aug-19	Cynthia	Adams	Lutheran School of Nursing
Aug-19	Taylor	Allen	Barnes Jewish Hospital
Aug-19	Stephanie	Banaszynski	Barnes Jewish Hospital
Aug-19	Megan	Barnett	Kaskaskia College
Aug-19	Marsha	Baro	Kaskaskia College
Aug-19	Kathryn	Barth	University of Missouri-St. Louis
Aug-19	Ronnie	Bivens	Lutheran School of Nursing
Aug-19	Allison	Blackwell	Missouri Baptist Medical Center
Aug-19	Elizabeth	Bland	Missouri Baptist Medical Center
Aug-19	Leah	Buckman	St. Louis Children's Hospital
Aug-19	Megan	Cardwell	Saint Louis University School of Nursing
Aug-19	Rebecca	Claxton	Goldfarb School of Nursing at Barnes-Jewish College
Aug-19	Briauna	Cole	Barnes Jewish Hospital
Aug-19	Mary	Collver	CenterPointe Hospital
Aug-19	Elizabeth	Coyle	Jefferson College
Aug-19	Lisa	Cummings	University of Missouri-St. Louis
Aug-19	Tawniece	Curry	University of Missouri _ St. Louis
Aug-19	Leah	Deaton	Webster University
Aug-19	Dianne	Deck	Barnes Jewish Hospital
Aug-19	Anne	Digue	Barnes Jewish Hospital
Aug-19	Laura	Efenedo	Barnes Jewish Hospital
Aug-19	Sara	Ellison	SSM Health St. Joseph Hospital
Aug-19	Shannon	Feldewerth	Jefferson College
Aug-19	Lisa	Fields	Veterans' Health Care Systems,
Aug-19	Elizabeth	George	Barnes Jewish Hospital
Aug-19	Sonya	Green	Mercy Hospital St. Louis
Aug-19	Jeanalyn	Guthrie	Saint Louis University School of Nursing
Aug-19	Anne	Heege	Barnes Jewish Hospital
Aug-19	Sarah	Hensley	Goldfarb School of Nursing at Barnes-Jewish College
Aug-19	Joanna	Hildebranski	Mercy Hospital/Saint Louis University School of Nursing
Aug-19	Amber	Hogan	Barnes Jewish Hospital
Aug-19	Joanna	Hoppe	Mercy Hospital South
Aug-19	Efe	Isaac	Lutheran School of Nursing
Aug-19	James	Kennett	Goldfarb School of Nursing at Barnes-Jewish College
Aug-19	Jennifer	Knebel	Barnes Jewish Hospital
Aug-19	Paula	Krohn	Barnes Jewish Hospital
Aug-19	Azra	Kulasic	Saint Louis University School of Nursing
Aug-19	Karma	Lashley	Barnes Jewish Hospital
Aug-19	Madeline	Lowder	Mercy Hospital St. Louis
Aug-19	Karen	Lukas	Webster University

**Clinical Faculty Academy  
List of Participants 2019-20  
St. Louis**

**Appendix C**

<b>Date Attended Academy</b>	<b>First Name</b>	<b>Last Name</b>	<b>Affiliated Hospital and/or Nursing School</b>
Aug-19	Kelsey	Mansfield	Barnes Jewish Hospital
Aug-19	Kayla	Mayfield	Mercy Hospital St. Louis
Aug-19	Jenny	McCutchan	SSM Health St. Mary's Hospital
Aug-19	Leighia	McGhee	University of Missouri-St. Louis
Aug-19	Melisa	Mujagic	SSM Health St. Clare Hospital
Aug-19	Mioara	Neagu	Barnes Jewish West County Hospital
Aug-19	Kevin	Oksanen	Saint Louis University School of Nursing
Aug-19	Michelle	Pritchett	Barnes Jewish Hospital
Aug-19	Briana	Raterman	University of Missouri-St. Louis
Aug-19	Danielle	Reid	Lutheran School of Nursing
Aug-19	Sherry	Reynolds	St. Louis Children's Hospital
Aug-19	Rachel	Robben	Memorial Hospital East/Webster University
Aug-19	Rebecca	Rodman	Barnes Jewish Hospital
Aug-19	Alyssa	Rupprecht	SSM Health Cardinal Glennon Children's Hospital
Aug-19	Sarah	Schneider	SSM Health St. Clare Hospital
Aug-19	Frances	Soto	Lutheran School of Nursing
Aug-19	Kylie	Springer	SSM Health St. Joseph Hospital
Aug-19	Aja	Sullivan	Barnes Jewish Hospital
Aug-19	Amanda	Tivoli	Saint Louis Children's Hospital
Aug-19	Gail	Tolcou	Barnes Jewish Hospital
Aug-19	Alyssa	Tromp	Mercy Hospital St. Louis
Aug-19	Laura	Walker	Barnes Jewish Hospital
Aug-19	Antoinettia	Watson	St. Mary's Hospital
Aug-19	Katie	Williams	Mercy Hospital South
Aug-19	Patty	Wilson	Hawthorn Children's Psychiatric Hospital
Aug-19	Branka	Vidic	Missouri Baptist Medical Center
Aug-19	Karson	Myers	Goldfarb School of Nursing at Barnes-Jewish College
Jan-20	Sarah	Akridge	Jefferson College
Jan-20	Brittany	Allen	Barnes Jewish Hospital
Jan-20	Elizabeth	Antworth	St. Louis Children's Hospital
Jan-20	Michelle	Arrington	University of Missouri - St. Louis
Jan-20	Judy	Ballew	BJC Home Care
Jan-20	Larrinn	Bay	Mercy Hospital Washington
Jan-20	Joannie	Blakely	East Central College
Jan-20	Tori	Boyer	University of Maryland Baltimore School of Medicine
Jan-20	Kathleen	Braun	Barnes Jewish Hospital
Jan-20	Brittany	Buesking	Barnes Jewish Hospital
Jan-20	Julie	Bullion	University of Missouri - St. Louis
Jan-20	Zoe	dePenaloza	Goldfarb School of Nursing at Barnes-Jewish College
Jan-20	Samantha	Fanning	SSM Health St. Joseph Hospital Lake St. Louis
Jan-20	Karmen	Fugate	Christian Hospital
Jan-20	Kim	Garst	Saint Louis University School of Nursing

**Clinical Faculty Academy  
List of Participants 2019-20  
St. Louis**

**Appendix C**

<b>Date Attended Academy</b>	<b>First Name</b>	<b>Last Name</b>	<b>Affiliated Hospital and/or Nursing School</b>
Jan-20	Margaret	Gordon	SSM Health St. Mary's Hospital
Jan-20	Joanne	G'Sell	St. Louis Children's Hospital
Jan-20	Melissa	Hakrins	University of Missouri - St. Louis
Jan-20	Gina	Hart	Missouri Baptist Medical Center
Jan-20	Cyndy	Harting	SSM Health - St. Louis
Jan-20	Christine	Huber	Barnes Jewish Hospital
Jan-20	Denise	Hulett	BJC/Northwest ED
Jan-20	Ashleigh	Hunkins	University of Missouri - St. Louis
Jan-20	Emily	Janes	University of Missouri - St. Louis
Jan-20	Dana	Jarvis	Barnes Jewish Hospital
Jan-20	Christine	Kasprzyk	Barnes Jewish Hospital
Jan-20	Cheryle	Kelly	Lincoln University
Jan-20	Brianna	Keys	Apollo Medical
Jan-20	Mallory	Kissel	Barnes Jewish Hospital
Jan-20	Jayne	Mangi	University of Missouri - St. Louis
Jan-20	Dale	Mathis	University of Missouri - St. Louis
Jan-20	Lindsey	McIntyre	University of Missouri - St. Louis
Jan-20	Jackie	Mead	Saint Louis University School of Nursing
Jan-20	Heather	Miller	Mercy Hospital St. Louis
Jan-20	Sharon	Mitchell	Webster University
Jan-20	Erin	Moran	University of Missouri - St. Louis
Jan-20	Leonora	Muhammad	University of Missouri - St. Louis
Jan-20	Mioara	Neagu	Barnes Jewish West County Hospital
Jan-20	Angela	Novak	Mercy Hospital St. Louis
Jan-20	Shirley	Purvis	St Louis College of Health Careers
Jan-20	Elma	RemolanoMyers	Jefferson College
Jan-20	Kristin	Rich	University of Missouri - St. Louis
Jan-20	Eileen	Royal	SSM Health St. Joseph Lake St. Louis
Jan-20	Paige	Schuette	Barnes Jewish Hospital
Jan-20	Rose	Sharp	University of Missouri - St. Louis
Jan-20	Matthew	Smigell	Metropolitan St. Louis Psychiatric Center
Jan-20	Carrie	Smith	University of Missouri - St. Louis
Jan-20	Alicia	Thomas	SSM Health - St. Louis
Jan-20	Nicole	Thompson	Barnes Jewish Hospital
Jan-20	Amanda	Travers	St. Luke's Des Peres Hospital
Jan-20	Claribell	Trochuck	Missouri Baptist Medical Center
Jan-20	Abigael	West	St. Louis Children's Hospital
Jan-20	Nicole	West	University of Missouri - St. Louis
Jan-20	Tereather	Woods	Goldfarb School of Nursing at Barnes-Jewish College
	<sup>1</sup> attended only day 1		*reported by participant



**Clinical Faculty Academy  
List of Participants 2019-20  
Central Missouri**

**Appendix D**

<b>Date Attended Academy</b>	<b>First Name</b>	<b>Last Name</b>	<b>Affiliated Hospital and/or Nursing School</b>
July-19	Amanda	Ferreiro	Columbia College
July-19	Lorna	Deardeuff	Capital Region Medical Center
July-19	Heather	Sluis	Missouri Baptist Sullivan Hospital / East Central College
July-19	Amy	Ross	Phelps Health / East Central College
July-19	Madelyn	Whyte	Women's and Children's Hospital
July-19	Megan	Elwood	State Fair Community College
July-19	Catherine	Connell	Missouri Valley College
July-19	Callie	Runyan	University of Missouri
July-19	Stacey	Robinson	Bothwell Regional Health Center/State Fair Community College
Jan.-20	Bailee	Bailey	Bolivar Technical College
Jan.-20	Lucinda	Schmidt	Bolivar Technical College
Jan.-20	Melissa	Ross	Bolivar Technical College
Jan.-20	Sherri	Ramirez	Bolivar Technical College
Jan.-20	Kari	Jansing	Boone Hospital Center
Jan.-20	Jessica	Graff	Cox College
Jan.-20	Deborah	Medari	CoxHealth
Jan.-20	Beverly	Gipson	John J. Pershing VA Medical Center
Jan.-20	Jana	Holsman	Lincoln University
Jan.-20	Tiffany	Shivers	Lincoln university
Jan.-20	Sara	Truman	Mercy College of Nursing and Health Sciences at SBU
Jan.-20	Sunny	Lawrence	Missouri Southern University
Jan.-20	Haley	Williams	MU Healthcare
Jan.-20	Lauren	Vollrath	MU Women and Children's Hospital
Jan.-20	Dianna	Keeling	South Central Career Center
Jan.-20	Moretta	Burk	Southeast Missouri State University
Jan.-20	Lauren	Vincent	University of Missouri Health Care
Jan.-20	Audrey	Kerr	University of Missouri Health Care
Jan.-20	Allison	Strom	University of Missouri Sinclair School of Nursing
Jan.-20	Jennifer	Delp	University of Missouri Sinclair School of Nursing
Jan.-20	Kaitlyn	Doescher	University of Missouri- Sinclair School of Nursing

**Clinical Faculty Academy  
List of Participants 2019-20  
Southwest Missouri**

**Appendix E**

<b>Date Attended Academy</b>	<b>First Name</b>	<b>Last Name</b>	<b>Affiliated Hospital and/or Nursing School *</b>
Aug-19	Kasandra	Acuff	Freeman Health System
Aug-19	Savana	Ayers	Mercy Hospital Springfield
Aug-19	Jessica	Bishop	Southwest Baptist University
Aug-19	Tamara	Boyd	Mercy College of Nursing & Health Sciences
Aug-19	Ashley	Burger	Mercy Hospital Springfield
Aug-19	Chelsea	Crow	Mercy Hospital Springfield
Aug-19	Jackie	DeBeaux	Mercy Hospital Springfield
Aug-19	Neal	DeWoody	Mercy Hospital Springfield
Aug-19	Alyssa	Dieterich	Missouri State University
Aug-19	Jesse	Gibb	Mercy Hospital Springfield
Aug-19	Kimberly	Herchenroeder	University Missouri-Kansas City
Aug-19	Heather	Jones	Cox Branson
Aug-19	Ivy	Kerns	Mercy College of Nursing & Health Sciences of SBU
Aug-19	Glorya	McQuitty	Golden Valley Memorial Hospital
Aug-19	Heather	Mills	Citizens Memorial Hospital
Aug-19	Jill	Norton	The Woman's Clinic
Aug-19	Sherri	Ramirez	Mercy Hospital Springfield
Aug-19	Tara	Rasmussen	Mercy Hospital Springfield
Aug-19	Melissa	Sanders	Mercy College of Nursing & Health Sciences of SBU
Aug-19	Kara	Snider	Mercy College of Nursing & Health Sciences of SBU
Aug-19	Jaime	Sprague	Mercy Hospital Springfield
Aug-19	Terri	Stockton	Mercy Hospital Springfield
Aug-19	Debbie	Stoughton	Mercy College of Nursing & Health Sciences of SBU
Aug-19	LaShonda	Vogt	Mercy Hospital Springfield
Aug-19	Angie	Wisely	Mercy Hospital Springfield
		<sup>1</sup> attended only day 1	*reported by participant

**Clinical Faculty Academy  
Evaluation Summary  
Kansas City**

**Appendix F**

**COURSE OBJECTIVES**

	Aug 2019		Jan 2020	
	Number of Responses	Mean Score (Scale 1-5)	Number of Responses	Mean Score (Scale 1-5)
A. Identify the content and processes necessary for curriculum development and program planning for nursing education programs.	50	<b>4.56</b>	28	<b>4.32</b>
B. Discuss legal issues related to the education of students in a clinical setting.	50	<b>4.68</b>	28	<b>4.57</b>
C. Discuss the process of clinical evaluation for students at various levels in the curriculum.	49	<b>4.59</b>	28	<b>4.50</b>
D. Describe learning experiences that engage students in developing clinical expertise.	50	<b>4.60</b>	28	<b>4.96</b>
E. Explore the challenge of multiple roles as staff, adjunct clinical faculty, and other professional and/or life roles.	50	<b>4.58</b>	28	<b>4.50</b>
F. Describe approaches to clinical pre/post conferences.	50	<b>4.64</b>	28	<b>4.57</b>
G. Discuss issues in dealing with the difficult students in the clinical setting.	50	<b>4.68</b>	28	<b>4.53</b>
H. Gain awareness of best practices in facilitating clinical learning.	50	<b>4.58</b>	28	<b>4.50</b>
I. Content – application to my role as a clinical educator	50	<b>4.70</b>	28	<b>4.50</b>
J. Binders, materials, and handouts	47	<b>4.79</b>	28	<b>4.50</b>
K. Pre-registration materials and communication	50	<b>4.72</b>	27	<b>4.50</b>
L. Meeting space – seating, lighting, sound, comfort, and food	49	<b>4.65</b>	28	<b>4.40</b>
M. <b>OVERALL RATING FOR THE ACADEMY</b>	49	<b>4.63</b>	28	<b>4.60</b>

**Clinical Faculty Academy  
Evaluation Summary  
Kansas City**

**Appendix F**

(Evaluation Summary continued - Kansas City)

		Aug 2019		Jan 2020	
		Number of Responses	Percentage	Number of Responses	Percentage
<b>1. Educational background</b>	BSN, working toward MSN	54	74.0%	28	71.8%
	MSN	14	19.2%	9	23.1%
	Other	5	6.9%	2	5.1%
<b>2. Experience as a clinical educator</b>	I have not yet worked as a clinical instructor.	49	67.1%	27	69.2%
	Previously worked as a clinical educator	24	32.9%	12	30.8%
<b>3. Age</b>	20-29 years old	27	38.0%	17	43.6%
	30-39 years old	16	22.5%	8	20.5%
	40-49 years old	18	25.4%	2	5.1%
	50+ years old	10	14.1%	12	30.8%
<b>4. Gender</b>	Male	10	13.7%	0	0.0%
	Female	63	86.3%	39	100.0%
<b>5. Ethnicity/Race</b>	Asian	0	0.0%	1	2.6%
	American Indian/Alaskan Native	0	0.0%	0	0.0%
	Black/African American	5	6.9%	2	5.1%
	Hispanic/Latino	1	1.4%	0	0.0%
	Native Hawaiian or Other Pacific Islander	0	0.0%	0	0.0%
	More than one race	2	2.7%	0	0.0%
	White	65	89.0%	36	92.3%
<b>6. What percentage of material was new to you?</b>	Over 50%	18	36.0%	13	46.4%
	25-50%	17	34.0%	7	25.0%
	10-25%	8	16.0%	6	21.4%
	Less than 10%	7	14.0%	2	7.1%
<b>7. I would like to stay connected through (participants were asked to check all that apply):</b>	Additional face-to-face training opportunities.	23	51.1%	11	42.3%
	Online training opportunities.	27	60.0%	15	57.7%
	Web site with such features as FAQs, helpful tips, etc.	27	60.0%	12	46.2%

**Clinical Faculty Academy  
Evaluation Summary  
St. Louis**

**Appendix G**

**COURSE OBJECTIVES**

	Aug 2019		Jan 2020	
	Number of Responses	Mean Score (Scale 1-5)	Number of Responses	Mean Score (Scale 1-5)
A. Integrate best practices of clinical teaching into the clinical adjunct role.	57	<b>4.80</b>	44	<b>4.70</b>
B. Discuss legal issues related to the education of students in a clinical setting.	58	<b>4.80</b>	43	<b>4.90</b>
C. Discuss the process of clinical evaluation for students at various levels in the curriculum.	58	<b>4.70</b>	42	<b>4.90</b>
D. Describe learning experiences that engage students in developing clinical expertise.	59	<b>4.60</b>	43	<b>4.80</b>
E. Explore the challenge of multiple roles as staff, adjunct clinical faculty, and other professional and/or life roles.	58	<b>4.50</b>	42	<b>4.70</b>
F. Describe approaches to clinical pre/post conferences.	59	<b>4.80</b>	44	<b>4.90</b>
G. Identify the context and processes necessary for curriculum development and program planning.	59	<b>4.60</b>	42	<b>4.70</b>
H. Describe the variety of written assignments that may be required of students during clinical experience.	58	<b>4.80</b>	43	<b>5.00</b>
I. Discuss issues in dealing with the difficult student in the clinical setting.	59	<b>4.70</b>	44	<b>4.80</b>
J. Content – application to my role as a clinical educator	58	<b>4.70</b>	44	<b>4.80</b>
K. Binders, materials, and handouts	59	<b>4.80</b>	38	<b>4.80</b>
L. Pre-registration materials and communication	56	<b>4.80</b>	43	<b>4.90</b>
M. Meeting space – seating, lighting, sound, comfort, and food	59	<b>4.60</b>	43	<b>4.30</b>
<b>N. OVERALL RATING FOR THE ACADEMY</b>	<b>57</b>	<b>4.70</b>	<b>42</b>	<b>4.80</b>

**Clinical Faculty Academy  
Evaluation Summary  
St. Louis**

**Appendix G**

(Evaluation Summary continued - St. Louis)

	Aug 2019		Jan 2020	
	Number of Responses	Percentage	Number of Responses	Percentage
<b>1. Educational background</b>				
BSN, working toward MSN	39	76.0%	37	72.6%
MSN	8	16.3%	9	17.7%
Other	2	4.1%	5	10.0%
<b>2. Experience as a clinical educator</b>				
I have not yet worked as a clinical instructor.	39	78.0%	31	61.0%
Previously worked as a clinical educator	10	20.4%	20	39.2%
<b>3. Age</b>				
20-29 years old	19	38.8%	15	29.4%
30-39 years old	13	26.5%	14	27.5%
40-49 years old	9	18.4%	7	13.7%
50+ years old	8	16.3%	15	29.4%
<b>4. Gender</b>				
Male	1	2.1%	2	3.9%
Female	46	97.9%	49	98.1%
<b>5. Ethnicity/Race</b>				
Hispanic or Latino	1	2.0%	2	3.9%
American Indian/Alaskan Native	0	0.0%	0	0.0%
Asian	0	0.0%	1	2.0%
Black or African American	5	10.4%	5	9.8%
Native Hawaiian or Other Pacific Islander	0	0.0%	0	0.0%
White	41	85.4%	42	82.4%
Other	1	2.1%	1	2.0%
<b>6. What percentage of material was new to you?</b>				
Over 50%	31	51.7%	25	61.0%
25-50%	17	28.3%	10	24.4%
10-25%	10	16.7%	4	9.8%
Less than 10%	2	3.3%	2	4.9%
<b>7. I would like to stay connected through (participants were asked to check all that apply):</b>				
Additional face-to-face training opportunities.	43	74.1%	25	64.1%
Online training opportunities.	39	67.2%	19	48.7%
Web site with such features as FAQs, helpful tips, etc.	38	65.5%	23	59.0%

**Clinical Faculty Academy  
Evaluation Summary  
Central Missouri**

**Appendix H**

**COURSE OBJECTIVES**

	July 2019		Jan 2020	
	Number of Responses	Mean Score (Scale 1-5)	Number of Responses	Mean Score (Scale 1-5)
A. Integrate best practices of clinical teaching into the clinical adjunct role.	7	4.70	16	4.60
B. Discuss legal issues related to the education of students in a clinical setting.	7	4.40	16	4.60
C. Discuss the process of clinical evaluation for students at various levels in the curriculum.	7	4.90	16	4.70
D. Describe learning experiences that engage students in developing clinical expertise.	7	4.30	16	4.40
E. Explore the challenge of multiple roles as staff, adjunct clinical faculty, and other professional and/or life roles.	7	N/A	16	N/A
F. Describe approaches to clinical pre/post conferences.	7	4.90	16	4.70
G. Identify the context and processes necessary for curriculum development and program planning.	7	4.40	16	4.60
H. Describe the variety of written assignments that may be required of students during clinical experience.	7	4.90	16	4.70
I. Discuss issues in dealing with the difficult student in the clinical setting.	7	4.90	16	4.60
J. Content – application to my role as a clinical educator	7	4.70	16	4.40
K. Binders, materials, and handouts	7	4.60	16	4.30
L. Pre-registration materials and communication	7	3.70	15	4.50
M. Meeting space – seating, lighting, sound, comfort, and food	N/A	N/A	N/A	N/A
<b>N. OVERALL RATING FOR THE ACADEMY</b>	<b>7</b>	<b>4.70</b>	<b>16</b>	<b>4.40</b>

**Clinical Faculty Academy  
Evaluation Summary  
Central Missouri**

**Appendix H**

(Evaluation Summary continued - Central)

		July 2019		Jan 2020	
		Number of Responses	Percentage	Number of Responses	Percentage
<b>1. Educational background</b>	BSN, working toward MSN	6	85.7%	12	80.0%
	MSN	1	14.3%	3	20.0%
	Other	0	0.0%	0	0.0%
<b>2. Experience as a clinical educator</b>	I have not yet worked as a clinical instructor.	4	57.1%	7	43.8%
	Previously worked as a clinical educator	3	43.0%	9	56.2%
<b>3. Age</b>	20-29 years old	3	42.9%	6	37.5%
	30-39 years old	4	57.1%	4	25.0%
	40-49 years old	0	0.0%	5	31.3%
	50+ years old	0	0.0%	1	6.3%
<b>4. Gender</b>	Male	0	0.0%	0	0.0%
	Female	7	100.0%	16	100.0%
<b>5. Ethnicity/Race</b>	Hispanic or Latino	0	0.0%	0	0.0%
	American Indian/Alaskan Native	0	0.0%	0	0.0%
	Asian	0	0.0%	0	0.0%
	Black or African American	0	0.0%	0	0.0%
	Native Hawaiian or Other Pacific Islander	0	0.0%	0	0.0%
	White	6	86.0%	15	93.8%
	Other	1	14.3%	1	6.3%
<b>6. What percentage of material was new to you?</b>	Over 50%	2	28.6%	10	62.5%
	25-50%	4	57.1%	1	6.3%
	10-25%	1	14.3%	5	31.3%
	Less than 10%	0	0.0%	0	0.0%
<b>7. I would like to stay connected through (participants were asked to check all that apply):</b>	Additional face-to-face training opportunities.	7	46.7%	11	42.3%
	Online training opportunities.	5	33.3%	6	23.1%
	Web site with such features as FAQs, helpful tips, etc.	3	20.0%	9	34.6%



**Clinical Faculty Academy  
Evaluation Summary  
Southwest Missouri**

**Appendix I**

**COURSE OBJECTIVES**

		Aug 2019	
		Number of Responses	Mean Score (Scale 1-5)
A.	Integrate best practices of clinical teaching into the clinical adjunct role.	23	<b>4.70</b>
B.	Discuss legal issues related to the education of students in a clinical setting.	23	<b>4.70</b>
C.	Discuss the process of clinical evaluation for students at various levels in the curriculum.	21	<b>4.60</b>
D.	Describe learning experiences that engage students in developing clinical expertise.	23	<b>4.80</b>
E.	Explore the challenge of multiple roles as staff, adjunct clinical faculty, and other professional and/or life roles.	22	<b>4.90</b>
F.	Describe approaches to clinical pre/post conferences.	23	<b>4.70</b>
G.	Identify the context and processes necessary for curriculum development and program planning.	23	<b>4.40</b>
H.	Describe the variety of written assignments that may be required of students during clinical experience.	22	<b>4.70</b>
I.	Discuss issues in dealing with the difficult student in the clinical setting.	23	<b>4.80</b>
J.	Content – application to my role as a clinical educator	23	<b>4.70</b>
K.	Binders, materials, and handouts	20	<b>4.70</b>
L.	Pre-registration materials and communication	22	<b>4.70</b>
M.	Meeting space – seating, lighting, sound, comfort, and food	22	<b>4.70</b>
N.	<b>OVERALL RATING FOR THE ACADEMY</b>	21	<b>4.90</b>

**Clinical Faculty Academy  
Evaluation Summary  
Southwest Missouri**

**Appendix I**

(Evaluation Summary continued - Southwest)

		Aug 2019	
		Number of Responses	Percentage
<b>1. Educational background</b>			
BSN, working toward MSN		19	76.0%
MSN		4	16.0%
Other		2	8.0%
<b>2. Experience as a clinical educator</b>			
I have not yet worked as a clinical instructor.		8	32.0%
Previously worked as a clinical educator		17	68.0%
<b>3. Age</b>			
20-29 years old		2	8.0%
30-39 years old		15	60.0%
40-49 years old		6	24.0%
50+ years old		2	8.0%
<b>4. Gender</b>			
Male		2	8.0%
Female		23	92.0%
<b>5. Ethnicity/Race</b>			
Hispanic or Latino		0	0.0%
American Indian/Alaskan Native		1	4.0%
Asian		0	0.0%
Black or African American		0	0.0%
Native Hawaiian or Other Pacific Islander		0	0.0%
White		24	96.0%
Other		0	0.0%
<b>6. What percentage of material was new to you?</b>			
Over 50%		7	30.4%
25-50%		10	43.5%
10-25%		3	13.0%
Less than 10%		3	13.0%
<b>7. I would like to stay connected through (participants were asked to check all that apply):</b>			
Additional face-to-face training opportunities.		12	57.1%
Online training opportunities.		15	71.4%
Web site with such features as FAQs, helpful tips, etc.		8	38.1%

**Kansas City Nursing School  
Enrollments and Graduations**

**Appendix J  
Enrollments**

NEW ENROLLMENTS																			
Number of Students Newly Admitted to the Nursing Program																			
COLLEGE	Base Year 2003-04	2004-05	2005-06	2006-07	2007-08	2008-09	2009-10	2010-11	2011-12	2012-13	2013-14	2014-15	2015-16	2016-17	2017-18	2018-19	2019-20	Projected 2020-21	Projected 2021-22
Avila University BSN	26	36	36	43	50	56	56	56	56	56	63	68	65	61	54	54	53	54	54
Graceland University BSN	40	32	44	50	50	38	47	50	50	50	44	50	48	51	51	51	51	51	51
Johnson County Community College ADN	55	55	55	64	64	70	70	70	64	64	64	64	72	72	72	72	72	72	72
Johnson County Community College Refresher	NA	11	22	40	40	40	40	40	36	18	36	32	20	23	0	0	0	0	0
Kansas City Community College ADN	97	100	100	125	125	125	125	125	146	146	133	133	133	133	92	60	69	96	96
Metropolitan Community College Traditional ADN	164	158	160	147	137	151	141	143	164	145	158	144	146	143	143	148	137	158	145
Metropolitan Community College Evening/Weekend ADN	NA	NA	NA	28	0	0	21	0	22	7	21	28	7	21	7	0	20	21	0
MidAmerica Nazarene Univ. BSN	24	25	29	27	36	30	37	23	29	35	35	40	40	45	41	45	48	48	50
MidAmerica Nazarene Univ. Accelerated BSN	12	14	14	16	18	20	24	31	35	35	69	74	93	100	109	112	112	112	112
Missouri Western State Univ BSN	90	100	98	80	80	100	100	100	100	100	100	100	100	93	100	100	100	120	120
National American Univ. - Zona Rosa ADN <sup>1</sup>	NA	NA	44	47	48	48	48	48	48	48	48	48	48	18	0	0	0	0	closed
National American Univ. - Overland Park BSN <sup>1</sup>	NA	NA	NA	NA	NA	34	42	50	38	30	39	32	33	28	48	48	0	0	closed
Park University BSN <sup>2</sup>	40	40	39	40	40	40	65	65	65	65	65	51	40	24	42	65		85	90
Research College of Nursing Accelerated BSN	61	59	76	79	72	66	80	80	46	66	72	57	65	72	67	70	81	84	84
Research College of Nursing Traditional BSN	46	64	70	65	65	55	72	72	76	72	90	68	72	72	77	90	94	94	84
Saint Luke's College BSN	55	55	57	55	57	54	61	65	144	192	192	188	188	196	189	171	169	184	184
University of Central Missouri BSN	47	56	77	75	73	80	80	80	80	80	80	80	80	80	80	80	80	80	80
University of Kansas BSN	120	120	128	128	128	128	120	104	104	104	104	104	104	104	126	126	532	132	138
University of Missouri- KC BSN	80	80	80	80	80	80	80	76	76	76	76	76	76	76	70	70	63	60	70
University of Missouri- KC Accelerated BSN	NA	NA	NA	NA	NA	NA	NA	13	23	24	24	24	24	24	55	55	35	30	55
University of Saint Mary Traditional BSN	NA	NA	NA	42	37	37	39	45	42	43	40	48	48	48	32	36	45	44	40
University of Saint Mary Accelerated BSN	NA	NA	NA	NA	NA	NA	NA	NA	NA	11	14	24	24	21	15	25	20	30	30
William Jewell College Traditional BSN	40	42	57	42	40	39	35	40	35	37	30	57	65	49	54	35	32	60	60
William Jewell College Accelerated BSN	12	27	24	27	29	28	28	31	56	61	50	55	60	56	46	31	48	60	60
<b>Totals</b>	<b>1009</b>	<b>1074</b>	<b>1210</b>	<b>1300</b>	<b>1269</b>	<b>1319</b>	<b>1411</b>	<b>1407</b>	<b>1535</b>	<b>1565</b>	<b>1647</b>	<b>1645</b>	<b>1651</b>	<b>1610</b>	<b>1570</b>	<b>1544</b>	<b>1458</b>	<b>1675</b>	<b>1679</b>

**Kansas City Nursing School  
Enrollments and Graduations**

**Appendix J  
Graduations**

GRADUATIONS															
Number of Students															
COLLEGE	Base Year 2003-04	2006-07	2007-08	2008-09	2009-10	2010-11	2011-12	2012-13	2013-2014	2014-2015	2015-2016	2016-2017	2017-2018	2018-2019	2019-2020
Avila University BSN	22	34	37	44	48	48	52	46	52	51	40	44	41	38	36
Graceland University BSN	25	30	38	42	35	37	48	37	44	47	44	49	44	48	44
Johnson County Community College ADN	59	68	58	62	48	69	70	67	69	66	64	70	64	51	53
Johnson County Community College Refresher	NA	17	33	45	54	32	29	17	24	21	21	17	0	0	0
Kansas City Community College ADN	52	85	94	95	108	108	113	118	119	120	104	100	83	98	63
Metropolitan Community College Traditional AND	104	133	118	99	116	168	121	145	121	127	132	137	136	115	132
Metropolitan Community College Evening/Weekend ADN	NA	30	0	26	0	0	30	0	26	0	24	28	52	0	0
MidAmerica Nazarene Univ. BSN	14	20	21	22	28	23	29	31	33	32	35	38	39	42	43
MidAmerica Nazarene Univ. Accelerated BSN	6	16	15	14	18	31	35	32	35	63	80	86	94	109	105
Missouri Western State Univ BSN	67	92	84	93	90	83	91	91	89	96	87	93	84	83	91
National American Univ. - Zona Rosa ADN <sup>1</sup>	NA	28	31	24	22	43	43	37	29	27	20	30	25	0	0
National American Univ. - Overland Park BSN <sup>1</sup>	NA	NA	NA	NA	33	32	33	29	19	21	22	15	20	25	0
Park University BSN <sup>2</sup>	37	38	38	37	61	60	55	66	54	37	20	23	2	25	
Research College of Nursing Accelerated BSN	56	74	62	65	78	72	42	60	65	48	49	51	65	61	53
Research College of Nursing Traditional BSN	31	47	46	56	65	62	58	55	59	55	58	47	56	60	58
Saint Luke's College BSN	45	53	47	56	62	61	61	63	165	182	174	170	172	175	125
University of Central Missouri BSN	30	43	68	69	68	64	76	67	70	76	77	70	70	79	80
University of Kansas BSN	113	120	126	122	121	116	101	93	100	100	98	102	99	123	123
University of Missouri-KC BSN	NA	61	60	62	70	87	72	73	67	72	69	44	52	47	37
University of Missouri-KC Accelerated BSN	NA	NA	NA	NA	NA	8	12	21	21	21	25	10	18	31	21
University of Saint Mary Traditional BSN	NA	NA	32	30	34	34	42	43	40	30	38	43	32	36	36
University of Saint Mary Accelerated BSN	NA	NA	NA	NA	NA	NA	NA	11	14	23	21	18	15	22	26
William Jewell College Traditional BSN	18	44	39	23	42	29	32	22	42	35	50	40	47	34	49
William Jewell College Accelerated BSN	8	22	27	26	24	31	55	46	46	51	54	49	46	42	31
<b>Totals</b>	<b>687</b>	<b>1055</b>	<b>1074</b>	<b>1112</b>	<b>1225</b>	<b>1298</b>	<b>1300</b>	<b>1270</b>	<b>1403</b>	<b>1401</b>	<b>1406</b>	<b>1374</b>	<b>1356</b>	<b>1344</b>	<b>1208</b>
<sup>1</sup> National American University - Overland Park replaced their PN and ADN program with a BSN program in fall of 2011. The Zona Rosa program merged with the Overland Park program in 2017-2018. <sup>2</sup> Park University transitioned their ADN program to a BSN program in 2016.															

**St. Louis Nursing School  
Enrollments and Graduations**

**Appendix K  
Enrollments**

NEW ENROLLMENTS																			
Number of Students Newly Admitted to the Nursing Program																			
COLLEGE	Base Year 2004-05	2005-06	2006-07	2007-08	2007-08	2008-09	2009-10	2010-11	2011-12	2012-13	2013-14	2014-15	2015-16	2016-17	2017-18	2018-19	2019-20	Projected 2020-21	Projected 2021-22
Chamberlain College of Nursing - BSN	77	181	128	200	198	245	251	251	-	251	251	251	259	220	251	235	255	251	278
<sup>2</sup> Chamberlain College of Nursing - (On Line) - ADN	70	106	100	100	51	n/a	n/a	n/a	n/a	n/a	n/a	n/a	n/a	n/a	n/a	n/a	n/a	n/a	n/a
East Central College Union - ADN	24	29	30	24	24	24	30	29	30	29	29	30	28	29	30	29	30	30	30
<sup>1</sup> Goldfarb School of Nursing at Barnes Jewish College -ADN & BSN	225	279	263	270	242	283	340	390	434	439	456	438	464	443	491	450	434	450	450
<sup>3</sup> Jefferson College, Hillsboro - ADN	80	110	138	182	168	125	176	175	130	60	71	57	60	60	93	115	60	105	60
Kaskaskia Community College, Centralia, IL - ADN	80	100	118	118	100	100	103	-	-	-	-	-	-	-	-	128	120	128	128
Lewis & Clark Com. College, Godfrey, IL - ADN	96	126	120	160	156	156	156	138	150	140	142	138	112	109	120	130	117	120	120
Lutheran School of Nursing - Diploma	71	81	83	92	95	71	93	90	89	103	110	97	98	82	102	108	53	23	108
Maryville University- BSN	112	137	140	140	149	148	157	155	170	165	158	146	145	161	159	160	147	172	184
Southwestern Illinois College, Belleville, IL - ADN	82	90	82	80	85	82	85	86	86	86	82	84	80	81	83	90	208	230	230
St. Louis University - BSN	158	196	182	170	186	158	142	112	206	198	198	213	228	224	391	485	291	350	400
<sup>4</sup> University of Missouri St. Louis - BSN accelerated	144	144	146	40	150	116	40	48	48	48	48	44	207	197	203	144	138	192	152
<b>Totals</b>	<b>1219</b>	<b>1579</b>	<b>1530</b>	<b>1576</b>	<b>1604</b>	<b>1508</b>	<b>1573</b>	<b>1474</b>	<b>1343</b>	<b>1519</b>	<b>1545</b>	<b>1498</b>	<b>1681</b>	<b>1606</b>	<b>1923</b>	<b>2074</b>	<b>1864</b>	<b>2066</b>	<b>2157</b>
Notes:																			
<p><sup>1</sup>Goldfarb phased out ADN program.  <sup>2</sup>Chamberlain declined to provide data.  <sup>3</sup>Jefferson College is a <i>Bridge</i> program. Admissions numbers reflect LPN &amp; RN admissions. Graduation numbers reflect only RNs. Not every graduating LPN continues for the second year to receive their RN. Those who do not continue are replaced by other LPNs interested in completing their RN.  <sup>4</sup>USML reported only accelerated program, not the traditional track program in years prior to 2015. Starting 2015 numbers include prelicensure students in the Traditional and Accelerated programs.</p>																			

**St. Louis Nursing School  
Enrollments and Graduations**

**Appendix K  
Graduations**

<b>GRADUATIONS</b>															
<b>Number of Students</b>															
<b>COLLEGE</b>	<b>Base Year 2004-05</b>	<b>2006-07</b>	<b>2007-08</b>	<b>2008-09</b>	<b>2009-10</b>	<b>2010-11</b>	<b>2011-12</b>	<b>2012-13</b>	<b>2013-14</b>	<b>2014-15</b>	<b>2015-16</b>	<b>2016-17</b>	<b>2017-18</b>	<b>2018-19</b>	<b>2019-20</b>
Chamberlain College of Nursing - BSN	27	107	67	89	n/a	125	-	161	148	173	194	165	150	171	278
<sup>2</sup> Chamberlain College of Nursing – (On Line)- ADN	48	108	30	n/a	n/a	n/a	n/a	n/a	n/a	n/a	n/a	n/a	n/a	n/a	n/a
East Central College Union - ADN	15	29	24	19	23	20	19	20	17	18	21	18	13	15	15
<sup>1</sup> Goldfarb School of Nursing at Barnes Jewish College -ADN & BSN	137	285	267	112	328	342	342	437	405	405	405	419	375	431	435
<sup>3</sup> Jefferson College, Hillsboro - ADN	35	109	140	113	165	148	134	109	98	56	53	60	83	38	44
Kaskaskia Community College, Centralia, IL - ADN	83	108	81	62	95	-	-	-	-	-	-	-	-	57	65
Lewis & Clark Com. College, Godfrey, IL - ADN	70	72	94	129	141	112	124	128	131	109	79	98	67	83	87
Lutheran School of Nursing - Diploma	41	50	45	49	58	42	47	55	75	85	80	79	113	100	77
Maryville University- BSN	54	108	95	110	112	109	107	99	106	109	129	125	129	127	138
Southwestern Illinois College, Belleville, IL - ADN	69	81	60	54	58	56	62	75	66	45	88	79	66	82	176
St. Louis University - BSN	119	169	154	132	170	210	217	181	221	209	229	190	200	226	220
<sup>4</sup> University of Missouri St. Louis - BSN accelerated	88	107	133	26	46	40	48	47	41	45	222	197	236	169	139
<b>Totals</b>	<b>787</b>	<b>1331</b>	<b>1190</b>	<b>895</b>	<b>1196</b>	<b>1204</b>	<b>1100</b>	<b>1312</b>	<b>1308</b>	<b>1254</b>	<b>1500</b>	<b>1430</b>	<b>1432</b>	<b>1496</b>	<b>1685</b>
<b>Notes:</b> <sup>1</sup> Goldfarb phased out ADN program. <sup>2</sup> Chamberlain declined to provide data. <sup>3</sup> Jefferson College is a <i>Bridge</i> program. Admissions numbers reflect LPN & RN admissions. Graduation numbers reflect only RNs. Not every graduating LPN continues for the second year to receive their RN. Those who do not continue are replaced by other LPNs interested in completing their RN. <sup>4</sup> USML reported only accelerated program, not the traditional track program in years prior to 2015. Starting 2015 numbers include prelicensure students in the Traditional and Accelerated programs.															

**Central Missouri Nursing School  
Enrollments and Graduations**

**Appendix L**

NEW ENROLLMENTS								GRADUATIONS				
Number of Students Newly Admitted to the Nursing Program								Number of Students				
COLLEGE	2015-16	2016-17	2017-18	2018-19	2019-20	Projected 2020-21	Projected 2021-22	2015-16	2016-17	2017-18	2018-19	2019-20
Central Methodist University - BSN	43	54	55	53	35	19	19	41	37	15	37	27
Central Methodist University - ABSN	n/a	n/a	13	20	22	22	20	13	13	13	18	18
Columbia College	64	81	91	93	106	124	200	59	56	63	57	88
Lincoln University – BSN	48	52	48	60	43	60	60	New BSN program	17	41	33	37
Lincoln University-AAS (Fort Leonard Wood)	29	29	33	40	24	40	40	20	24	23	28	29
Missouri Valley College	0	14	21	18	31	35	35	10	0	8	18	13
Moberly Area Community College	74	75	69	85	80	80	90	43	48	57	61	64
State Far Community College - AND	74	78	61	74	74	121	121	59	62	57	51	63
Truman State University	60	57	65	67	63	65	65	45	45	51	45	54
University of Missouri Sinclair School of Nursing	180	184	191	199	200	222	222	170	159	179	191	200
<b>Totals</b>	<b>572</b>	<b>624</b>	<b>647</b>	<b>709</b>	<b>678</b>	<b>788</b>	<b>872</b>	<b>460</b>	<b>461</b>	<b>507</b>	<b>539</b>	<b>593</b>

**Southwest Missouri Nursing School  
Enrollments and Graduations**

**Appendix M**

	<b>NEW ENROLLMENTS</b>								<b>GRADUATIONS</b>					
	<b>Number of Students Newly Admitted to the Nursing Program</b>								<b>Number of Students</b>					
<b>COLLEGE</b>	<b>2015-16</b>	<b>2016-17</b>	<b>2017-18</b>	<b>2018-19</b>	<b>2019-20</b>	<b>Projected 2020-21</b>	<b>Projected 2020-21</b>		<b>2015-16</b>	<b>2016-17</b>	<b>2017-18</b>	<b>2018-19</b>	<b>2019-20</b>	
Bolivar Technical College	41	35	39	44		50	50		28	23	26	30		
College of the Ozarks	30	27	24	28	21	30	30		21	20	15	24	20	
Cox College of Nursing - BSN	84	118		146	124	175	175			105	81	86	106	
Cox College of Nursing - ASN	79	68		75	105	150	150			59	66	51	99	
Crowder College	148	143	131	125	247	150	270		84	93	92	95	114	
Mercy College of Nursing and Health Sciences/Southwest Baptist University	197	188	161	163	126	180	180		171	142	178	136	135	
Missouri Southern State University	61	60	80	70	27	20	30		34	41	47	35	31	
Missouri State University	61	61	68	72	84	96	96		47	53	47	55	63	
Ozarks Technical Community College	52	60	58	70	73	80	90		46	57	48	43	56	
Texas County Technical College - AND	22	22	17	29	17	27	28		16	22	16	25	14	
<b>Totals</b>	<b>775</b>	<b>782</b>	<b>578</b>	<b>822</b>	<b>824</b>	<b>958</b>	<b>1048</b>		<b>447</b>	<b>615</b>	<b>616</b>	<b>580</b>	<b>638</b>	



**Nursing Schools NCLEX Pass Rates  
Kansas City Participating Schools**

**Appendix N**

Program	Pgm	2001-02	2002-03	2003-04	2004-05	2005-06	2006-07	2007-08	2009	2010	2011	2012	2013	2014	2015	2016	2017	2018	2019	
<b>Missouri Schools <sup>1</sup></b>																				
Avila University	BSN	78.9%	92.86%	83.33%	88.00%	80.00%	84.38%	83.78%	88.10%	81.63%	87.50%	94.23%	73.91%	68.63%	74.00%	100.00%	97.72%	97.37%	95.12%	
Pass Rate					25	30	32	37	42	49	48	52	46	51	50	41	44	38	41	
Students Tested		19	n/a	24																
University of Central Missouri	BSN	1.0%	96.00%	92.86%	93.02%	86.11%	100.00%	94.03%	95.31%	94.12%	95.31%	98.67%	88.06%	82.86%	83.33%	77.92%	81.43%	87.14%	93.67%	
Pass Rate					43	36	41	67	64	68	64	75	67	70	72	77	70	70	79	
Students Tested		27	16	28																
Graceland University	BSN	86.7%	87.88%	79.17%	86.11%	90.00%	100.00%	97.37%	94.74%	80.00%	91.89%	91.30%	92.86%	95.56%	87.18%	95.35%	92.11%	77.10%	90.00%	
Pass Rate					36	20	30	38	38	35	37	46	42	45	39	43	38	48	40	
Students Tested		30	7	24																
Missouri Western State University	BSN	100.0%	89.29%	92.98%	78.87%	84.52%	89.16%	85.71%	90.66%	77.53%	86.75%	91.11%	85.71%	87.78%	86.02%	82.56%	87.91%	89.29%	97.59%	
Pass Rate					71	84	83	84	96	89	83	90	91	90	93	86	91	84	83	
Students Tested		55	41	57																
Research College of Nursing	BSN	83.3%	81.25%	87.64%	95.51%	94.67%	90.74%	89.81%	87.60%	81.69%	94.03%	95.00%	85.84%	73.77%	88.12%	82.08%	95.83%	96.83%	93.33%	
Pass Rate					89	75	108	97	121	142	134	100	113	122	101	106	96	63	120	
Students Tested		66	1	89																
Saint Luke's College of Nursing	BSN	89.5%	95.74%	94.12%	90.70%	94.34%	96.49%	91.49%	100.00%	96.77%	96.72%	93.44%	94.12%	83.23%	83.24%	83.52%	87.27%	86.78%	85.38%	
Pass Rate					43	53	57	47	56	62	61	61	51	161	179	176	165	174	171	
Students Tested		38	9	51																
University of Missouri-Kansas City	BSN		NEW	NEW	94.12%	74.51%	92.11%	96.67%	90.48%	94.20%	90.32%	89.29%	81.91%	77.53%	87.91%	85.26%	96.36%	94.29%	97.44%	
Pass Rate					17	51	76	60	63	69	93	84	94	89	91	95	55	70	78	
Students Tested																				
William Jewell College	BSN	85.7%	100.00%	81.25%	97.22%	81.36%	92.31%	89.39%	97.92%	89.55%	95.08%	93.10%	83.82%	91.11%	89.77%	87.38%	69.57%	80.22%	85.53%	
Pass Rate					36	59	91	66	48	67	61	87	68	90	88	103	92	91	76	
Students Tested		21	n/a	16																
Metropolitan Community College-Penn Valley	ADN	89.3%	92.96%	88.35%	91.74%	90.24%	90.24%	87.18%	92.74%	93.22%	87.22%	94.70%	89.25%	84.62%	84.92%	84.17%	88.39%	87.60%	85.84%	
Pass Rate					109	123	164	117	124	118	133	151	140	143	126	139	112	129	106	
Students Tested		75	28	103																
National American University-KC	ADN					NEW	80.00%	88.24%	91.18%	95.24%	83.72%	84.21%	81.58%	79.31%	74.07%	72.97%	67.74%	60.71%	100.00%	
Pass Rate							34	34	21	43	38	38	29	27	37	31	28	1		
Students Tested																				
Park University	ADN	n/a	85.19%	80.00%	94.44%	87.23%	96.97%	94.74%	100.00%	84.48%	78.33%	89.29%	68.18%	84.91%	94.59%	92.11%	91.67%	100.00%		
Pass Rate					36	47	33	38	37	58	60	56	66	53	37	38	24	2		
Students Tested		30	1	40																
	BSN										Park University is transitioning from an ADN program to a BSN program								60.00%	59.09%
Students Tested																		5	22	

**Nursing Schools NCLEX Pass Rates  
Kansas City Participating Schools**

**Appendix N**

Kansas Schools <sup>2</sup>	Pgm	2002	2003	2004	2005	2006	2007	2008	2009	2010	2011	2012	2013	2014	2015	2016	2017	2018	2019
MidAmerica Nazarene University Pass Rate Students Tested	BSN	62.10% 29	95.24% 21	84.62% 13	82.76% 29	91.30% 23	77.14% 35	91.43% 27	86.96% 40	88.24% 51	92.59% 81	93.55% 62	92.59% 54	91.67% 72	88.42% 84	87.83% 115	92.62% 122	95.68% 139	93.33 150
University of Kansas SON Pass Rate Students Tested	BSN	93.40% 106	94.64% 112	88.50% 113	87.39% 119	91.00% 100	94.12 119	92.91% 107	90.98% 122	91.80% 122	93.16% 117	95.05% 101	86.67% 90	92.22% 90	91.09% 101	87.76% 98	93.14% 102	97.00% 100	83.74% 123
University of Saint Mary Pass Rate Students Tested	BSN					NEW	NEW	81.82% 28	96.88% 32	94.12% 34	84.85% 33	81.58% 38	91.49% 47	84.91% 53	90.57% 53	83.05% 59	91.80% 61	95.65% 46	91.94% 62
Johnson County Community College Pass Rate Students Tested	ADN	90.6 53	91.8 61	92.98 57	86.57 67	93.88% 49	89.71 68	94.83% 54	95.16% 62	88.73% 64	90.14% 71	100.00% 69	89.06% 64	89.61% 69	90.77% 65	98.41% 63	78.57% 70	84.38% 64	98.00% 50
Kansas City KS Community College Pass Rate Students Tested	ADN	85.50% 55	88.00% 50	67.86% 56	72.97% 74	95.77% 71	83.13 83	74.23% 95	81.97% 122	80.43% 92	86.27% 102	87.00% 100	77.17% 127	78.07% 114	71.30% 114	73.27% 101	73.75% 80	77.50% 62	91.49% 62
National American University-OP Pass Rate Students Tested	ADN						NEW	NEW	64.71% 17	77.78% 9	87.50% 40	78.95% 19	70.00% 10	80.00% 10	80.00% 20	69.57% 23	75.00% 16	73.33% 15	81.48% Closed 12/19

**Nursing Schools NCLEX Pass Rates  
St. Louis Participating Schools**

**Appendix O**

Program	Pgm	2001-02	2002-03	2003-04	2004-05	2005-06	2006-07	2007-08	2009	2010	2011	2012	2013	2014	2015	2016	2017	2018	2019	
<b>Missouri Schools</b>																				
Chamberlain College of Nursing*	BSN	86.4% 44	90.48% 5	69.23% 26	83.33% 24	91.43% 35	90.70% 43	86.21% 58	90.00% 90	79.47% 151	93.39% 121	91.23% 171	86.15% 130	85.43% 151	86.67% 195	84.97% 153	89.63% 164	93.00% 143	92.50% 120	
Chamberlain College of Nursing	ADN	79.0% 19	73.33% 13	90.91% 11	91.66% 12	63.41% 41	67.57% 37	73.91% 23	n/a*	n/a*	n/a*	n/a*	n/a*	n/a*	n/a*	n/a*	n/a*	n/a*	n/a*	
Chamberlain College of Nursing	ADN	n/a	n/a	66.67% 3	42.10% 19	70.91% 55	64.86% 37	n/a*	n/a*	n/a*	n/a*	n/a*	n/a*	n/a*	n/a*	n/a*	n/a*	n/a*	n/a*	
East Central College (Union)	ADN	73.7% 19	62.50% 7	88.00% 25	80.00% 10	100.00% 15	91.67% 24	100.00% 24	100.00% 19	100.00% 21	90.48% 21	100.00% 28	88.00% 25	92.00% 25	83.87% 31	95.24% 21	100.00% 18	100.00% 13	93.75% 16	
Goldfarb School of Nursing	BSN	90.9% 66	n/a	n/a	n/a	n/a	100.00% 20	93.64% 110	93.37% 196	91.79% 280	95.42% 240	94.28% 332	90.71% 367	84.77% 394	84.99% 413	87.05% 384	86.89% 389	93.15% 409	93.75% 16	
Goldfarb School of Nursing **	ADN	75.3% 73	84.42% 28	86.32% 95	86.86% 137	79.21% 178	85.99% 157	n/a**	n/a**	n/a**	n/a**	n/a**	n/a**	n/a**	n/a**	n/a**	n/a**	n/a**	n/a**	
Jefferson College	ADN	94.4% 18	100.00% 5	90.00% 20	89.29% 28	91.11% 45	84.62% 39	81.97% 61	84.06% 69	70.37% 57	75.00% 68	78.57% 70	85.45% 55	86.67% 45	78.18% 55	84.90% 53	76.67% 60	78.13% 32	87.50% 40	
Lutheran School of Nursing	Diploma	92.0% 25	100.00% 8	82.35% 17	87.50% 40	85.29% 34	91.67% 36	92.16% 51	93.88% 49	96.83% 63	95.65% 46	97.73% 44	90.00% 60	85.33% 75	78.75% 80	77.53% 89	86.84% 76	84.21% 95	75.00% 80	
Maryville University	BSN	89.3% 28	76.80% 22	91.11% 45	81.40% 43	94.59% 74	93.75% 96	96.81% 94	84.68% 111	92.79% 111	95.24% 105	96.26% 44	92.25% 155	93.40% 106	93.40% 106	89.84% 128	92.06% 126	92.19% 128	92.97% 128	
St. Louis University	BSN	96.3% 80	94.12% 18	96.84% 95	87.30% 110	92.37% 118	89.04% 146	91.61% 155	92.26% 155	92.06% 189	87.44% 207	90.34% 207	84.39% 206	88.54% 192	89.90% 208	92.51% 187	94.44% 180	91.28% 218	93.75% 192	
University of Missouri -St. Louis	BSN	n/a n/a	97.26% 21	97.73% 88	90.83% 109	98.31% 118	92.65% 136	94.78% 134	94.59% 148	90.48% 147	93.71% 143	98.03% 152	86.54% 156	85.06% 174	84.44% 180	84.40% 186	82.91% 199	86.32% 190	87.35% 166	
<b>Illinois Schools <sup>2</sup></b>		<b>Pgm.</b>	<b>2002</b>	<b>2003</b>	<b>2004</b>	<b>2005</b>	<b>2006</b>	<b>2007</b>	<b>2008</b>	<b>2009</b>	<b>2010</b>	<b>2011</b>	<b>2012</b>	<b>2013</b>	<b>2014</b>	<b>2015</b>	<b>2016</b>	<b>2017</b>	<b>2018</b>	<b>2019</b>
Kaskaski College	ADN	83.7% 43	83.0% 46	84.0% 67	86.0% 85	92.0% 60	89.0% 82	88.0% 74	90.0% 62	92.0% 92	83.0% 89	89.0% 83	88.0% 75	79.0% 82	81.0% 77	91.0% 64	96.0% 53	97.0% 67	95.0% 52	
Lewis & Clark Community College	ADN	93.8% 48	86.0% 42	95.0% 56	92.0% 77	90.0% 59	85.0% 80	93.0% 88	87.0% 127	84.0% 114	76.0% 120	91.0% 108	85.0% 119	71.0% 103	75.0% 107	86.0% 78	85.0% 100	89.0% 66	87.0% 72	
Southwestern Illinois College	ADN	75.0% 12	92.0% 12	90.0% 10	100.0% 13	88.0% 17	94.0% 17	100.0% 60	100.0% 52	88.0% 58	98.0% 55	97.0% 62	88.0% 75	91.0% 66	95.0% 44	89.0% 88	83.0% 80	92.0% 63	96.0% 76	

**Nursing Schools NCLEX Pass Rates  
Central Missouri Participating Schools**

**Appendix P**

Program	Pgm	2014	2015	2016	2017	2018	2019
<b>Missouri Schools</b>							
Central Methodist Pass Rate	BSN	78.57%	85.11%	86.27%	86.27%	100.00%	89.66%
Students Tested						28	58
Columbia College Pass Rate	ADN	100.00%	97.06%	95.35%	94.29%	91.07%	94.59%
Students Tested						56	37
Columbia College Pass Rate	BSN	n/a	n/a	n/a	n/a	n/a	88.89%
Students Tested							9
Lincoln University Pass Rate	BSN	n/a	n/a	100.00%	94.87%	96.88%	88.57%
Students Tested						32	35
Missouri Valley College Pass Rate	BSN	52.63%	80.00%	100.00%	n/a	100.00%	66.67%
Students Tested						8	15
Moberly Area Community College Pass Rate	ADN	88.00%	96.49%	83.33%	89.36%	94.00%	91.04%
Students Tested						50	67
State Fair Community College Pass Rate	ADN	100.00%	93.62%	96.00%	96.67%	98.36%	100.00%
Students Tested						61	55
Truman State University Pass Rate	BSN	93.88%	94.34%	97.73%	95.35%	92.31%	95.65%
Students Tested						52	46
University of Missouri-Sinclair School of Nursing Pass Rate	BSN	92.81%	92.05%	94.19%	94.83%	96.26%	96.37%
Students Tested						187	193

**Nursing Schools NCLEX Pass Rates  
Southwest Missouri Participating Schools**

**Appendix Q**

Program	Pgm	2014	2015	2016	2017	2018	2019
<b>Missouri Schools</b>							
Bolivar Technical College Pass Rate Students Tested	ADN	0.00%	89.29%	0.00%	95.65%	73.08% 26	83.33% 30
College of the Ozarks Pass Rate Students Tested	BSN	92.86%	100.00%	76.19%	95.00%	93.33% 15	100.00% 24
Cox College of Nursing Pass Rate Students Tested	ADN	96.67%	98.18%	87.10%	77.94%	92.86% 84	94.44% 72
Cox College of Nursing Pass Rate Students Tested	BSN	85.37%	91.14%	79.57%	80.37%	90.24% 82	93.35% 86
Crowder College-Cassville Pass Rate Students Tested	ADN	85.00%	86.36%	83.33%	93.75%	100.00% 15	100.00% 15
Crowder College-Neosho Pass Rate Students Tested	ADN	68.09%	79.31%	100.00%	100.00%	100.00% 44	93.33% 45
Crowder College-Nevada Pass Rate Students Tested	ADN	67.74%	85.71%	92.85%	92.31%	83.33% 12	88.72% 133
Mercy College of Nursing & Health Sciences Southwest Baptist University Pass Rate Students Tested	ADN	86.06%	86.59%	75.44%	91.24%	83.15% 178	New Program
Missouri Southern State University Pass Rate Students Tested	BSN	92.50%	97.22%	100.00%	95.12%	89.36% 47	75.76% 33
Missouri State University Pass Rate Students Tested	BSN	89.47%	96.43%	100.00%	94.23%	95.83% 48	96.36% 55
Ozarks Technical Community College Pass Rate Students Tested	ADN	95.00%	95.56%	76.79%	95.56%	97.78% 45	100.00% 56
Texas County Technical College Pass Rate Students Tested	ADN	78.95%	72.73%	81.25%	81.82%	100.00% 16	96.00% 25